

For Research Use Only

ZnT4 Recombinant antibody

Catalog Number: 86336-1-RR



Basic Information

Catalog Number: 86336-1-RR	GenBank Accession Number: BC026089	Purification Method: Protein A purification
Concentration: 1000 µg/ml	GeneID (NCBI): 7782	CloneNo.: 250909D12
Source: Rabbit	UNIPROT ID: O14863	Recommended Dilutions: WB: 1:5000-1:50000 IHC: 1:500-1:2000
Isotype: IgG	Full Name: solute carrier family 30 (zinc transporter), member 4	
Immunogen Catalog Number: AG3313	Calculated MW: 429 aa, 47 kDa Observed MW: 47 kDa	

Applications

Tested Applications: WB, IHC, ELISA	Positive Controls:
Species Specificity: human, mouse	WB : LNCaP cells, mouse brain tissue IHC : human prostate cancer tissue,

Note-IHC: suggested antigen retrieval with *TE buffer pH 9.0*; (*) Alternatively, antigen retrieval may be performed with *citrate buffer pH 6.0*

Background Information

ZnT4, also known as SLC30A4, belongs to the cation diffusion facilitator (CDF) transporter (TC 2.A.4) family and SLC30A subfamily. ZnT4 transports Zn into the trans-Golgi apparatus for lactose synthesis, and across the apical cell membrane for efflux from MECs into milk. ZnT4 is expressed in numerous tissues and is enriched in the prostate. ZnT4 encodes a protein with a molecular weight of 47 kDa (PMID: 26538236).

Storage

Storage:
Store at -20°C. Stable for one year after shipment.
Storage Buffer:
PBS with 0.02% sodium azide and 50% glycerol, pH7.3
Aliquoting is unnecessary for -20°C storage

For technical support and original validation data for this product please contact:

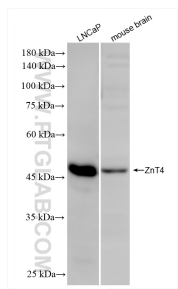
T: 4006900926

E: Proteintech-CN@ptglab.com

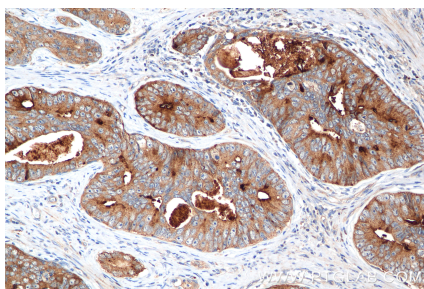
W: ptgcn.com

This product is exclusively available under Proteintech Group brand and is not available to purchase from any other manufacturer.

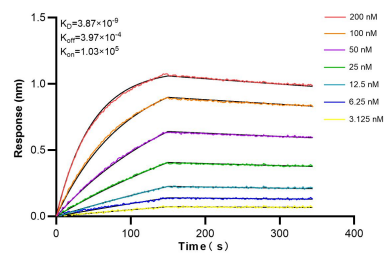
Selected Validation Data



Various lysates were subjected to SDS PAGE followed by western blot with 86336-1-RR (ZnT4 antibody) at dilution of 1:10000 incubated at room temperature for 1.5 hours.



Immunohistochemical analysis of paraffin-embedded human prostate cancer tissue slide using 86336-1-RR (ZnT4 antibody) at dilution of 1:1000 (under 20x lens). Heat mediated antigen retrieval with Tris-EDTA buffer (pH 9.0).



Biolayer interferometry (BLI) kinetic assays of 86336-1-RR against Human ZnT4 were performed. The affinity constant is 3.87 nM.