

For Research Use Only

Cytokeratin 78 Recombinant monoclonal antibody, PBS Only

Catalog Number: 86328-1-PBS



Basic Information

Catalog Number:

86328-1-PBS

Source:

Rabbit

Isotype:

IgG

GenBank Accession Number:

NM_001300814

GeneID (NCBI):

196374

UNIPROT ID:

Q8N1N4

Full Name:

keratin 78

Calculated MW:

56kDa

Observed MW:

57 kDa

Purification Method:

Protein A purification

CloneNo.:

250889G4

Applications

Tested Applications:

WB, IHC, Indirect ELISA

Species Specificity:

human, mouse, rat

Background Information

The gene of KRT78 is a member of the type II keratin family and encodes a protein with an intermediate filament domain. Keratins are the major structural proteins in epithelial cells, forming a cytoplasmic network of 10 to 12 nm wide intermediate filaments and creating a scaffold that gives cells the ability to withstand mechanical and non-mechanical stresses.

Storage

Storage:

Store at -80°C.

The product is shipped with ice packs. Upon receipt, store it immediately at -80°C

Storage Buffer:

PBS only, pH7.3

For technical support and original validation data for this product please contact:

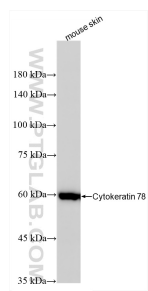
T: 4006900926

E: Proteintech-CN@ptglab.com


W: ptgcn.com

This product is exclusively available under Proteintech Group brand and is not available to purchase from any other manufacturer.

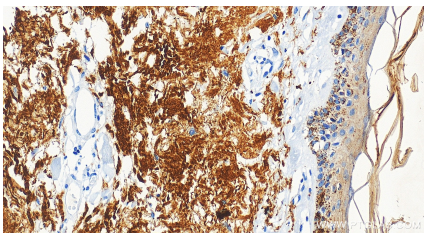
Selected Validation Data



mouse skin tissue were subjected to SDS PAGE followed by western blot with 86328-1-RR (KRT78 antibody) at dilution of 1:2000 incubated at room temperature for 1.5 hours. This data was developed using the same antibody clone with 86328-1-PBS in a different storage buffer formulation.



rat skin tissue were subjected to SDS PAGE followed by western blot with 86328-1-RR (KRT78 antibody) at dilution of 1:2000 incubated at room temperature for 1.5 hours. This data was developed using the same antibody clone with 86328-1-PBS in a different storage buffer formulation.



Immunohistochemical analysis of paraffin-embedded human skin tissue slide using 86328-1-RR (Cytokeratin 78 antibody) at dilution of 1:1000 (under 20x lens). Heat mediated antigen retrieval with Tris-EDTA buffer (pH 9.0). This data was developed using the same antibody clone with 86328-1-PBS in a different storage buffer formulation.