

For Research Use Only

Mouse L1cam Recombinant monoclonal antibody, PBS Only (Capture)

Catalog Number: 86305-4-PBS



Basic Information

Catalog Number:

86305-4-PBS

Source:

Rabbit

Isotype:

IgG

Immunogen Catalog Number:

EG3022

GenBank Accession Number:

N/A

GeneID (NCBI):

16728

UNIPROT ID:

P11627

Full Name:

L1 cell adhesion molecule

Calculated MW:

141 kDa

Purification Method:

Protein A purification

CloneNo.:

250101F11

Applications

Tested Applications:

Sandwich ELISA, Indirect ELISA

Species Specificity:

mouse

Background Information

Storage

Storage:

Store at -80°C.

The product is shipped with ice packs. Upon receipt, store it immediately at -80°C

Storage Buffer:

PBS only, pH7.3

For technical support and original validation data for this product please contact:

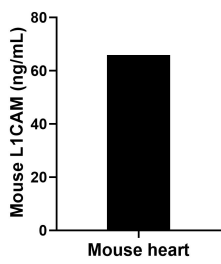
T: 4006900926

E: Proteintech-CN@ptglab.com

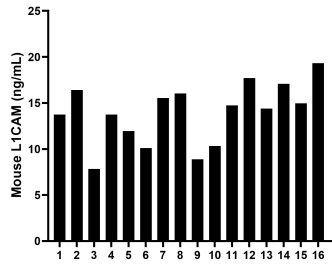
W: ptgcn.com

This product is exclusively available under Proteintech Group brand and is not available to purchase from any other manufacturer.

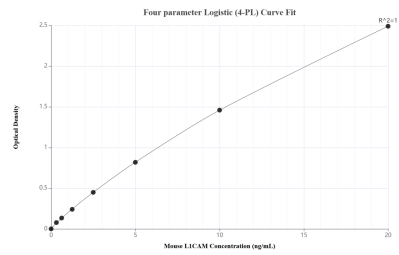
Selected Validation Data



The mean L1CAM concentration was determined to be 65.90 ng/mL in mouse heart extract based on a 6.90 mg/mL extract load.



Serum of sixteen mice was measured. The L1CAM concentration of detected samples was determined to be 13.92 ng/mL with a range of 7.82-19.31 ng/mL.



Sandwich ELISA standard curve of MP02352-2, Mouse L1CAM Recombinant Matched Antibody Pair - PBS only. 86305-4-PBS was coated to a plate as the capture antibody and incubated with serial dilutions of standard Eg3022. 86305-3-PBS was HRP conjugated as the detection antibody. Range: 0.313-20 ng/mL.