

For Research Use Only

FOXO4 Recombinant antibody

Catalog Number: 86236-1-RR



Basic Information

Catalog Number:

86236-1-RR

Concentration:

1000 µg/ml

Source:

Rabbit

Isotype:

IgG

Immunogen Catalog Number:

AG16169

GenBank Accession Number:

BC106761

GeneID (NCBI):

4303

UNIPROT ID:

P98177

Full Name:

forkhead box O4

Calculated MW:

505 aa, 54 kDa

Observed MW:

65 kDa

Purification Method:

Protein A purification

CloneNo.:

250921F4

Recommended Dilutions:

WB: 1:1000-1:8000

IF/ICC: 1:50-1:500

Applications

Tested Applications:

WB, IF/ICC, ELISA

Species Specificity:

human, mouse, rat

Positive Controls:

WB : HCT 116 cells, HEK-293T cells, HuT 78 cells, Ramos cells, Jurkat cells, PC-12 cells, mouse heart tissue

IF/ICC : HEK-293T cells,

Background Information

FOXO4, also named as AFX, AFX1 and MLLT7, is a transcription factor that is involved in the regulation of the insulin signaling pathway. It binds to insulin-response elements (IREs) and can activate transcription of IGFBP1. FOXO downregulates the expression of HIF1A and suppresses hypoxia-induced transcriptional activation of HIF1A-modulated genes. It is involved in negative regulation of the cell cycle. A chromosomal aberration involving FOXO4 is found in acute leukemias.

Storage

Storage:

Store at -20°C. Stable for one year after shipment.

Storage Buffer:

PBS with 0.02% sodium azide and 50% glycerol, pH7.3

Aliquoting is unnecessary for -20°C storage

For technical support and original validation data for this product please contact:


T: 4006900926

E: Proteintech-CN@ptglab.com

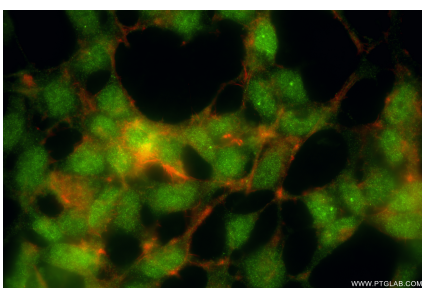
W: ptgcn.com

This product is exclusively available under Proteintech Group brand and is not available to purchase from any other manufacturer.

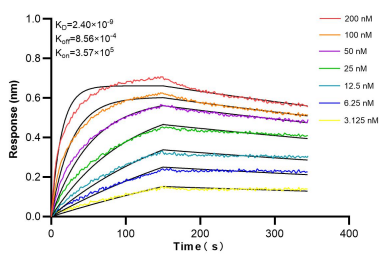
Selected Validation Data



Various lysates were subjected to SDS PAGE followed by western blot with 86236-1-RR (FOXO4 antibody) at dilution of 1:4000 incubated at room temperature for 1.5 hours.



Immunofluorescent analysis of (4% PFA) fixed HEK-293T cells using FOXO4 antibody (86236-1-RR, Clone: 250921F4) at dilution of 1:200 and CoraLite® 488-Conjugated Goat Anti-Rabbit IgG(H+L) (SA00013-2), CL594-Phalloidin (red).



Biolayer interferometry (BLI) kinetic assays of 86236-1-RR against Human FOXO4 were performed. The affinity constant is 2.40 nM.