

For Research Use Only

MGLL Recombinant antibody, PBS Only

Catalog Number: 86087-2-PBS



Basic Information

Catalog Number:

86087-2-PBS

Concentration:

1 mg/ml

Source:

Rabbit

Isotype:

IgG

Immunogen Catalog Number:

AG6970

GenBank Accession Number:

BC000551

GeneID (NCBI):

11343

UNIPROT ID:

Q99685

Full Name:

monoglyceride lipase

Calculated MW:

33 kDa

Observed MW:

33-35 kDa

Purification Method:

Protein A purification

CloneNo.:

250509G3

Applications

Tested Applications:

WB, Indirect ELISA

Species Specificity:

human

Background Information

MGLL (monoglyceride lipase) is also named as MAGL, HU-K5 and belongs to the monoacylglycerol lipase family. It converts monoacylglycerides to free fatty acids and glycerol and functions together with hormone-sensitive lipase (HSL) in the mobilization of fatty acids from the triglyceride stores of adipocytes. MGL protein is ubiquitously expressed in kidney, spleen, heart, liver, stomach, brain, lung, adrenal gland, adipose tissue and in brain

Storage

Storage:

Store at -80°C.

The product is shipped with ice packs. Upon receipt, store it immediately at -80°C

Storage Buffer:

PBS only, pH7.3

For technical support and original validation data for this product please contact:

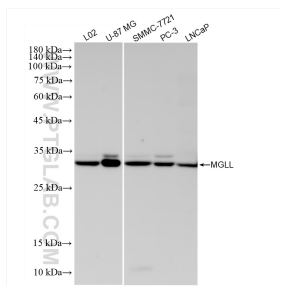
T: 4006900926

E: Proteintech-CN@ptglab.com

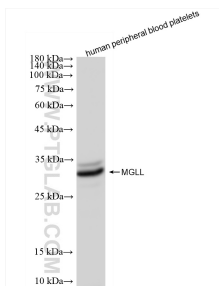
W: ptgcn.com

This product is exclusively available under Proteintech Group brand and is not available to purchase from any other manufacturer.

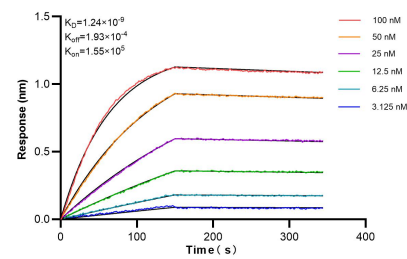
Selected Validation Data



Various lysates were subjected to SDS PAGE followed by western blot with 86087-2-RR (MGLL antibody) at dilution of 1:5000 incubated at room temperature for 1.5 hours. This data was developed using the same antibody clone with 86087-2-PBS in a different storage buffer formulation.



human peripheral blood platelets were subjected to SDS PAGE followed by western blot with 86087-2-RR (MGLL antibody) at dilution of 1:5000 incubated at room temperature for 1.5 hours. This data was developed using the same antibody clone with 86087-2-PBS in a different storage buffer formulation.



Biolayer interferometry (BLI) kinetic assays of 86087-2-RR against Human MGLL were performed. The affinity constant is 1.24 nM.