

For Research Use Only

TRMT1 Recombinant antibody

Catalog Number: 85897-5-RR



Basic Information

Catalog Number:

85897-5-RR

Concentration:

1000 µg/ml

Source:

Rabbit

Isotype:

IgG

Immunogen Catalog Number:

AG6837

GenBank Accession Number:

BC002492

GeneID (NCBI):

55621

UNIPROT ID:

Q9NXH9

Full Name:

TRM1 tRNA methyltransferase 1
homolog (S. cerevisiae)

Calculated MW:

81 kDa

Observed MW:

75 kDa

Purification Method:

Protein A purification

CloneNo.:

250178D5

Recommended Dilutions:

WB 1:5000-1:50000

IF/ICC 1:400-1:1600

Applications

Tested Applications:

WB, IF/ICC, ELISA

Species Specificity:

human, rat

Positive Controls:

WB : HeLa cells, HEK-293T cells, HepG2 cells, K-562
cells, HCT 116 cells, rat testis tissue

IF/ICC : HeLa cells,

Background Information

TRMT1 is an RNA methyltransferase responsible for the formation of N2,N2-dimethylguanosine (m2,2G) at position 26 in both cytosolic and mitochondrial tRNAs. TRMT1-catalyzed tRNA modifications are important for maintenance of global protein translation levels including proteins involved in cellular growth, development, and stress response. Human neural stem cells with TRMT1 knockdowns were found to have hypersensitivity to redox stress, implicating TRMT1 and the m2,2G26 modification in the regulation of redox homeostasis.

Storage

Storage:

Store at -20°C. Stable for one year after shipment.

Storage Buffer:

PBS with 0.02% sodium azide and 50% glycerol, pH7.3

Aliquoting is unnecessary for -20°C storage

For technical support and original validation data for this product please contact:


T: 4006900926

E: Proteintech-CN@ptglab.com

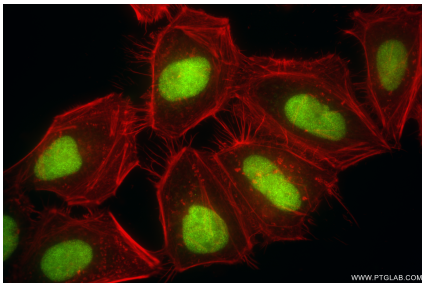
W: ptgcn.com

This product is exclusively available under Proteintech Group brand and is not available to purchase from any other manufacturer.

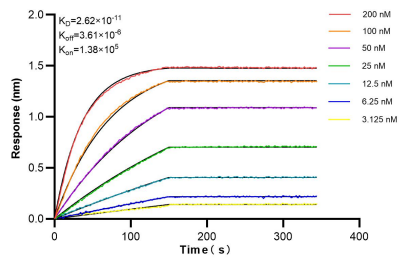
Selected Validation Data



Various lysates were subjected to SDS PAGE followed by western blot with 85897-5-RR (TRMT1 antibody) at dilution of 1:10000 incubated at room temperature for 1.5 hours.



Immunofluorescent analysis of (4% PFA) fixed HeLa cells using TRMT1 antibody (85897-5-RR, Clone: 250178D5) at dilution of 1:800 and CoraLite® 488-Conjugated Goat Anti-Rabbit IgG(H+L) (SA00013-2), CL594-Phalloidin (red).



Biolayer interferometry (BLI) kinetic assays of 85897-5-RR against Human TRMT1 were performed. The affinity constant is 26.2 pM.