

For Research Use Only

MUC5AC Recombinant monoclonal antibody, PBS Only

Catalog Number:85868-1-PBS



Basic Information

Catalog Number:
85868-1-PBS

Source:
Rabbit

Isotype:
IgG

GenBank Accession Number:
NM_017511

GeneID (NCBI):
4586

UNIPROT ID:
P98088

Full Name:
mucin 5AC, oligomeric mucus/gel-forming

Calculated MW:
527 kDa

Observed MW:
290 kDa

Purification Method:
Protein A purification

CloneNo.:
250061E6

Applications

Tested Applications:
WB, IHC, Indirect ELISA

Species Specificity:
human, mouse, rat

Background Information

MUC5AC (Mucin-5AC) is a gel-forming glycoprotein of the gastric and respiratory epithelium. It can protect mucous membranes from infection and chemical damage by binding to inhaled microorganisms and particles, which are then cleared by the mucociliary system. (PubMed:14535999, PubMed:14718370)

Storage

Storage:
Store at -80°C.

The product is shipped with ice packs. Upon receipt, store it immediately at -80°C

Storage Buffer:
PBS only, pH7.3

For technical support and original validation data for this product please contact:

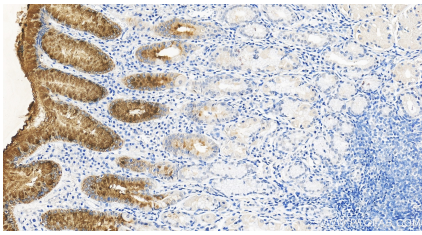
T: 4006900926

E: Proteintech-CN@ptglab.com

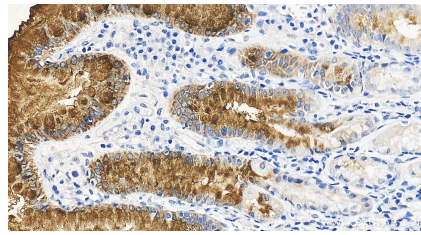
W: ptgcn.com

This product is exclusively available under Proteintech Group brand and is not available to purchase from any other manufacturer.

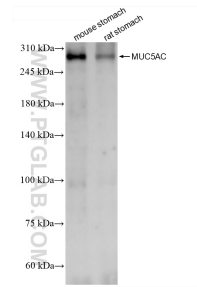
Selected Validation Data



Immunohistochemical analysis of paraffin-embedded human stomach tissue slide using 85868-1-RR (MUC5AC antibody) at dilution of 1:1000 (under 20x lens). Heat mediated antigen retrieval with Tris-EDTA buffer (pH 9.0). This data was developed using the same antibody clone with 85868-1-PBS in a different storage buffer formulation.



Immunohistochemical analysis of paraffin-embedded human stomach tissue slide using 85868-1-RR (MUC5AC antibody) at dilution of 1:1000 (under 20x lens). Heat mediated antigen retrieval with Tris-EDTA buffer (pH 9.0). This data was developed using the same antibody clone with 85868-1-PBS in a different storage buffer formulation.



Various lysates were subjected to SDS PAGE followed by western blot with 85868-1-RR (MUC5AC antibody) at dilution of 1:1000 incubated at room temperature for 1.5 hours. This data was developed using the same antibody clone with 85868-1-PBS in a different storage buffer formulation.