

For Research Use Only

VEGFR-1/FLT-1 Recombinant monoclonal antibody, PBS Only

Catalog Number: 85844-2-PBS



Basic Information

Catalog Number:

85844-2-PBS

Source:

Rabbit

Isotype:

IgG

Immunogen Catalog Number:

EG7078

GenBank Accession Number:

NM_002019

GeneID (NCBI):

2321

UNIPROT ID:

P17948-1

Full Name:

fms-related tyrosine kinase 1
(vascular endothelial growth factor/vascular permeability factor receptor)

Calculated MW:

151kd

Observed MW:

55-60 kDa

Purification Method:

Protein A purification

CloneNo.:

253459E3

Applications

Tested Applications:

WB, Indirect ELISA

Species Specificity:

human

Background Information

Vascular endothelial growth factor receptor-1 (VEGFR-1, FLT-1) is a receptor tyrosine kinase belonging to the VEGFR family. VEGF is a key regulator of physiological angiogenesis and has also been implicated in pathological angiogenesis associated with tumors, intraocular neovascular disorders, and other conditions. The biological effects of VEGF are mediated by VEGFR-1 and VEGFR-2. Both the two receptors have seven immunoglobulin-like repeats in the extracellular domain, a single transmembrane region and a tyrosine kinase domain. VEGFR-1 binds VEGFA, PlGF, and VEGFB, and plays an essential role in the development of embryonic vasculature, the regulation of angiogenesis, cell survival, cell migration, macrophage function, chemotaxis, and cancer cell invasion. Two isoforms of VEGFR-1 exist, a full-length transmembrane form and a short soluble form (sVEGFR-1) consisting of only the extracellular ligand-binding domain. (PMID: 12778165; 17109193; 8806634)

Storage

Storage:

Store at -80°C.

The product is shipped with ice packs. Upon receipt, store it immediately at -80°C

Storage Buffer:

PBS only, pH7.3

For technical support and original validation data for this product please contact:

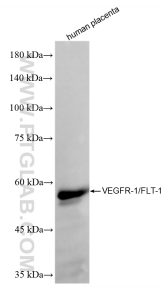
T: 4006900926

E: Proteintech-CN@ptglab.com

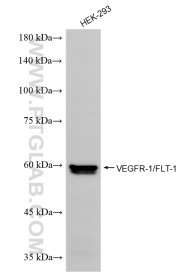
W: ptgcn.com

This product is exclusively available under Proteintech Group brand and is not available to purchase from any other manufacturer.

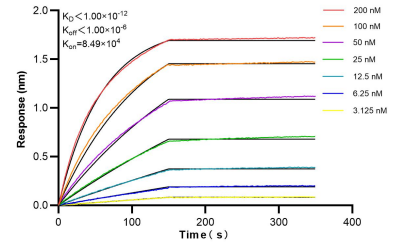
Selected Validation Data



human placenta tissue were subjected to SDS PAGE followed by western blot with 85844-2-RR (VEGFR-1/FLT-1 antibody) at dilution of 1:10000 incubated at room temperature for 1.5 hours. This data was developed using the same antibody clone with 85844-2-PBS in a different storage buffer formulation.



HEK-293 cells were subjected to SDS PAGE followed by western blot with 85844-2-RR (VEGFR-1/FLT-1 antibody) at dilution of 1:10000 incubated at room temperature for 1.5 hours. This data was developed using the same antibody clone with 85844-2-PBS in a different storage buffer formulation.



Biolayer interferometry (BLI) kinetic assays of 85844-2-RR against Human VEGFR-1/FLT-1 were performed. The affinity constant is below 1 pM.