

For Research Use Only

# Frizzled 10 Recombinant monoclonal antibody, PBS Only

Catalog Number: 85829-2-PBS



## Basic Information

<b>Catalog Number:</b> 85829-2-PBS	<b>GenBank Accession Number:</b> BC074998	<b>Purification Method:</b> Protein A purification
<b>Source:</b> Rabbit	<b>GeneID (NCBI):</b> 11211	<b>CloneNo.:</b> 243131B5
<b>Isotype:</b> IgG	<b>UNIPROT ID:</b> Q9ULW2	
<b>Immunogen Catalog Number:</b> AG12867	<b>Full Name:</b> frizzled homolog 10 (Drosophila)	
	<b>Calculated MW:</b> 581 aa, 65 kDa	
	<b>Observed MW:</b> 65-70 kDa	

## Applications

**Tested Applications:**  
WB, IF/ICC, Indirect ELISA

**Species Specificity:**  
human, mouse, rat

## Background Information

FZD10 (Frizzled homolog 10) is a member of the frizzled gene family, and considered as a seven-transmembrane Wnt-signaling receptor. FZD10 is expressed at high levels on the cell surface of almost all synovial sarcoma tissues but absent in most normal organs except for placenta. Up-regulation of FZD10 mRNA in several types of human cells might lead to carcinog

## Storage

**Storage:**  
Store at -80°C.  
**The product is shipped with ice packs. Upon receipt, store it immediately at -80°C**

**Storage Buffer:**  
PBS only, pH7.3

For technical support and original validation data for this product please contact:

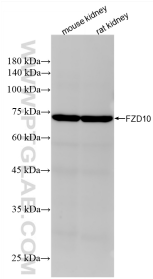
T: 4006900926

E: [Proteintech-CN@ptglab.com](mailto:Proteintech-CN@ptglab.com)

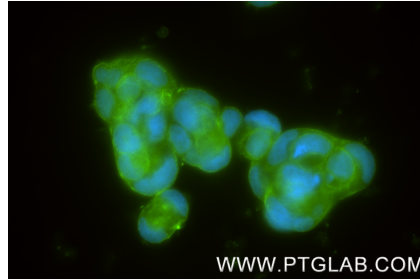
W: [ptgcn.com](http://ptgcn.com)

**This product is exclusively available under Proteintech Group brand and is not available to purchase from any other manufacturer.**

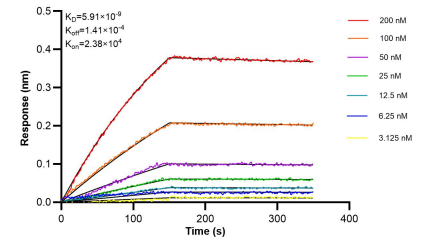
## Selected Validation Data



Various lysates were subjected to SDS PAGE followed by western blot with 85829-2-RR (Frizzled 10 antibody) at dilution of 1:2000 incubated at room temperature for 1.5 hours. This data was developed using the same antibody clone with 85829-2-PBS in a different storage buffer formulation.



Immunofluorescent analysis of (4% PFA) fixed Caco-2 cells using Frizzled 10 antibody (85829-2-RR, Clone: 243131B5) at dilution of 1:200 and CoraLite® 488-Conjugated Goat Anti-Rabbit IgG(H+L) (SA00013-2). This data was developed using the same antibody clone with 85829-2-PBS in a different storage buffer formulation.



Bioluminescence resonance energy transfer (BRET) kinetic assays of 85829-2-RR against Human Frizzled 10 were performed. The affinity constant is 5.91 nM.