

For Research Use Only

# MEF2D Recombinant antibody, PBS Only (Capture/Detector)

Catalog Number: 85801-1-PBS



## Basic Information

Catalog Number:	85801-1-PBS	GenBank Accession Number:	BC040949	Purification Method:	Protein A purification
Concentration:	1 mg/ml	GeneID (NCBI):	4209	CloneNo.:	250068A6
Source:	Rabbit	UNIPROT ID:	Q14814		
Isotype:	IgG	Full Name:	myocyte enhancer factor 2D		
Immunogen Catalog Number:	AG5700	Calculated MW:	56 kDa		

## Applications

**Tested Applications:**  
Cytometric bead array, Sandwich ELISA, Indirect ELISA, Sample test

**Species Specificity:**  
human

## Background Information

### Storage

**Storage:**  
Store at -80°C.  
**The product is shipped with ice packs. Upon receipt, store it immediately at -80°C**

**Storage Buffer:**  
PBS only, pH7.3

For technical support and original validation data for this product please contact:

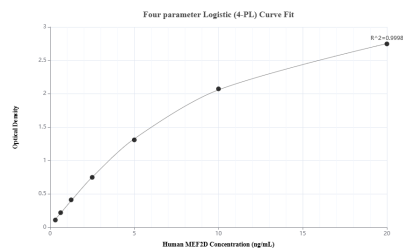
T: 4006900926

E: [Proteintech-CN@ptglab.com](mailto:Proteintech-CN@ptglab.com)

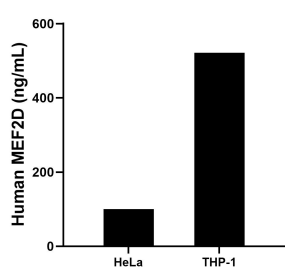
W: [ptgcn.com](http://ptgcn.com)

**This product is exclusively available under Proteintech Group brand and is not available to purchase from any other manufacturer.**

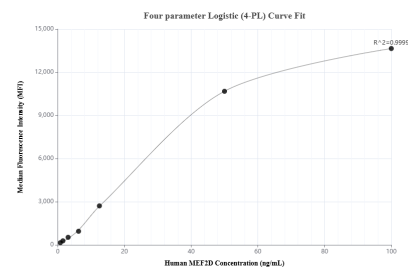
## Selected Validation Data



Sandwich ELISA standard curve of MP02136-3, Human MEF2D Recombinant Matched Antibody Pair - PBS only. 85801-3-PBS was coated to a plate as the capture antibody and incubated with serial dilutions of standard Ag5700. 85801-1-PBS was HRP conjugated as the detection antibody. Range: 0.313-20 ng/mL



The mean MEF2D concentration was determined to be 100.38 ng/mL in HeLa cell extract based on a 1.5 mg/mL extract load and 521.78 ng/mL in THP-1 cell extract based on a 1.5 mg/mL extract load.



Cytometric bead array standard curve of MP02136-1, MEF2D Recombinant Matched Antibody Pair, PBS Only. Capture antibody: 85801-1-PBS. Detection antibody: 85801-2-PBS. Standard: Ag5700. Range: 0.781-100 ng/mL