

For Research Use Only

# AKT3 Recombinant monoclonal antibody, PBS Only (Detector)

Catalog Number: 85769-2-PBS



## Basic Information

Catalog Number:

85769-2-PBS

Source:

Rabbit

Isotype:

IgG

Immunogen Catalog Number:

AG16298

GenBank Accession Number:

BC121154

GeneID (NCBI):

10000

UNIPROT ID:

Q9Y243

Full Name:

v-akt murine thymoma viral  
oncogene homolog 3 (protein kinase  
B, gamma)

Calculated MW:

465 aa, 54 kDa

Purification Method:

Protein A purification

CloneNo.:

250046D12

## Applications

Tested Applications:

Cytometric bead array, Indirect ELISA

Species Specificity:

human

## Background Information

### Storage

Storage:

Store at -80°C.

The product is shipped with ice packs. Upon receipt, store it immediately at -80°C

Storage Buffer:

PBS only, pH7.3

For technical support and original validation data for this product please contact:

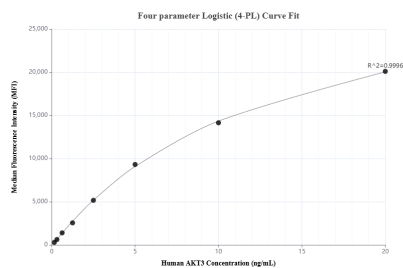
T: 4006900926

E: [Proteintech-CN@ptglab.com](mailto:Proteintech-CN@ptglab.com)

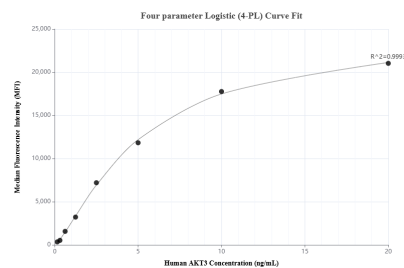
W: [ptgcn.com](http://ptgcn.com)

This product is exclusively available under Proteintech Group brand and is not available to purchase from any other manufacturer.

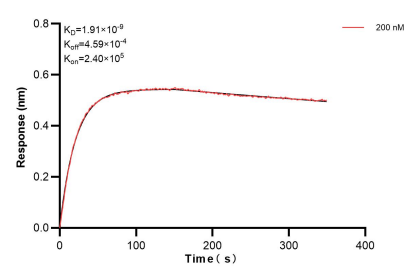
## Selected Validation Data



Cytometric bead array standard curve of MP02078-2, AKT3 Recombinant Matched Antibody Pair, PBS Only. Capture antibody: 85769-3-PBS. Detection antibody: 85769-2-PBS. Standard: Ag16298. Range: 0.156-20 ng/mL



Cytometric bead array standard curve of MP02078-1, AKT3 Recombinant Matched Antibody Pair, PBS Only. Capture antibody: 85769-1-PBS. Detection antibody: 85769-2-PBS. Standard: Ag16298. Range: 0.156-20 ng/mL



Biolayer interferometry (BLI) kinetic assay of 85769-2-PBS against Human AKT3 was performed. The affinity constant is 1.91 nM.