

For Research Use Only

# C1S Recombinant monoclonal antibody

Catalog Number: 85736-6-RR



## Basic Information

Catalog Number:

85736-6-RR

Source:

Rabbit

Isotype:

IgG

Immunogen Catalog Number:

AG5977

GenBank Accession Number:

BC056903

GeneID (NCBI):

716

UNIPROT ID:

P09871

Full Name:

complement component 1, s subcomponent

Calculated MW:

77 kDa

Observed MW:

88 kDa

Purification Method:

Protein A purification

CloneNo.:

250031G3

Recommended Dilutions:

WB: 1:5000-1:50000

## Applications

Tested Applications:

WB, ELISA

Species Specificity:

human

Positive Controls:

WB: A431 cells, human plasma, human serum

## Background Information

The first component of complement is a calcium-dependent complex of the 3 subcomponents C1q, C1r, and C1s. The serine protease subunits C1r and C1s form a Ca<sup>2+</sup>-dependent C1s-C1r-C1r-C1s tetramer. C1r activates C1s so that it can, in turn, activate C2 and C4. C1s is a glycoprotein of approximately 88 kDa, which is activated by cleavage into an A chain and a B chain.

## Storage

Storage:

Store at -20°C. Stable for one year after shipment.

Storage Buffer:

PBS with 0.02% sodium azide and 50% glycerol, pH7.3

Aliquoting is unnecessary for -20°C storage

For technical support and original validation data for this product please contact:

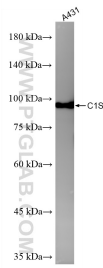
T: 4006900926

E: Proteintech-CN@ptglab.com

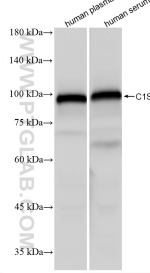
W: ptgcn.com

This product is exclusively available under Proteintech Group brand and is not available to purchase from any other manufacturer.

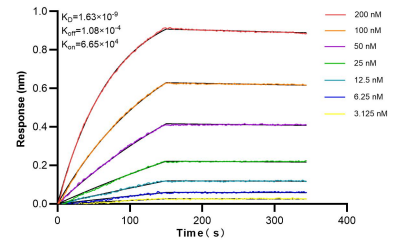
## Selected Validation Data



A431 cells were subjected to SDS PAGE followed by western blot with 85736-6-RR (C1S antibody) at dilution of 1:10000 incubated at room temperature for 1.5 hours.



Various lysates were subjected to SDS PAGE followed by western blot with 85736-6-RR (C1S antibody) at dilution of 1:10000 incubated at room temperature for 1.5 hours.



Biolayer interferometry (BLI) kinetic assays of 85736-6-RR against Human C1S were performed. The affinity constant is 1.63 nM.