

For Research Use Only

RNF181 Recombinant antibody, PBS Only (Capture)

Catalog Number: 85735-2-PBS



Basic Information

Catalog Number:	85735-2-PBS	GenBank Accession Number:	BC002803	Purification Method:	Protein A purification
Concentration:	1 mg/ml	GeneID (NCBI):	51255	CloneNo.:	243121B5
Source:	Rabbit	UNIPROT ID:	Q9POPO		
Isotype:	IgG	Full Name:	ring finger protein 181		
Immunogen Catalog Number:	AG14233	Calculated MW:	153 aa, 18 kDa		
		Observed MW:	20 kDa		

Applications

Tested Applications:
WB, IF/ICC, Cytometric bead array, Indirect ELISA

Species Specificity:
human

Background Information

RNF181, also named as HSPC238, is a 153 amino acid protein, which belongs to the RNF181 family. RNF181 is widely expressed, with highest levels in liver and heart and lowest levels in brain and skeletal muscle. RNF181 as a E3 ubiquitin-protein ligase, accepts ubiquitin from an E2 ubiquitin-conjugating enzyme in the form of a thioester and then directly transfers the ubiquitin to targeted substrates.

Storage

Storage:
Store at -80°C.
The product is shipped with ice packs. Upon receipt, store it immediately at -80°C

Storage Buffer:
PBS only, pH7.3

For technical support and original validation data for this product please contact:


T: 4006900926

E: Proteintech-CN@ptglab.com

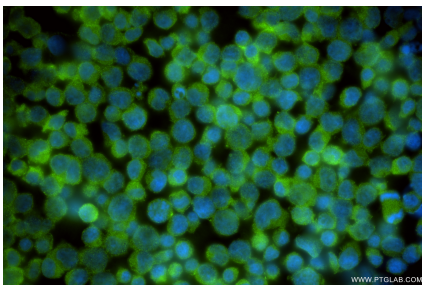
W: ptgcn.com

This product is exclusively available under Proteintech Group brand and is not available to purchase from any other manufacturer.

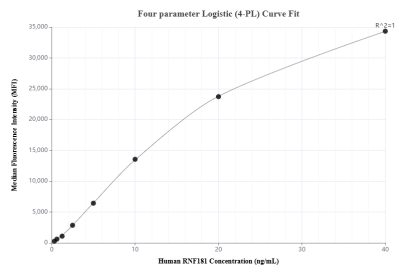
Selected Validation Data



Various lysates were subjected to SDS PAGE followed by western blot with 85735-2-RR (RNF181 antibody) at dilution of 1:10000 incubated at room temperature for 1.5 hours. This data was developed using the same antibody clone with 85735-2-PBS in a different storage buffer formulation.



Immunofluorescent analysis of (4% PFA) fixed Jurkat cells using RNF181 antibody (85735-2-RR, Clone: 243121B5) at dilution of 1:400 and CoraLite® 488-Conjugated Goat Anti-Rabbit IgG(H+L) (SA00013-2). This data was developed using the same antibody clone with 85735-2-PBS in a different storage buffer formulation.



Cytometric bead array standard curve of MP02066-1, RNF181 Recombinant Matched Antibody Pair, PBS Only. Capture antibody: 85735-2-PBS. Detection antibody: 85735-4-PBS. Standard: Ag14233. Range: 0.313-40 ng/mL.