

For Research Use Only

Mouse Resistin Recombinant antibody, PBS Only (Capture)

Catalog Number:85665-3-PBS



Basic Information

Catalog Number:

85665-3-PBS

Concentration:

1 mg/ml

Source:

Rabbit

Isotype:

IgG

GenBank Accession Number:

NM_001204959.1

GeneID (NCBI):

57264

UNIPROT ID:

Q99P87

Full Name:

resistin

Calculated MW:

12KD

Purification Method:

Protein A purification

CloneNo.:

243096B3

Applications

Tested Applications:

Cytometric bead array, Sandwich ELISA, Indirect ELISA,
Sample test

Species Specificity:

mouse

Background Information

Storage

Storage:

Store at -80°C.

The product is shipped with ice packs. Upon receipt, store it immediately at -80°C

Storage Buffer:

PBS Only

For technical support and original validation data for this product please contact:

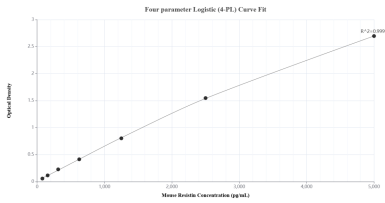
T: 4006900926

E: Proteintech-CN@ptglab.com

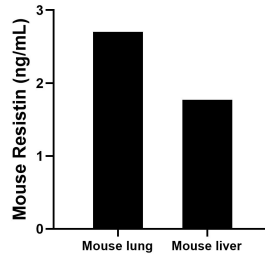
W: ptgcn.com

This product is exclusively available under Proteintech Group brand and is not available to purchase from any other manufacturer.

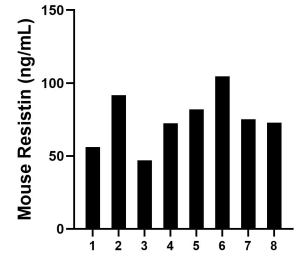
Selected Validation Data



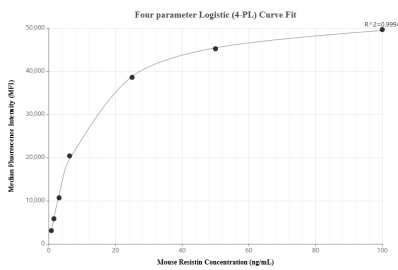
Sandwich ELISA standard curve of MP02018-3, Mouse Resistin Recombinant Matched Antibody Pair - PBS only. 85665-3-PBS was coated to a plate as the capture antibody and incubated with serial dilutions of standard Eg3391. 85665-5-PBS was HRP conjugated as the detection antibody. Range: 78.1-5000 pg/mL



Organs from 2-3 mice were removed, rinsed in PBS, and kept on ice. The organs were then homogenized using a tissue homogenizer and cultured in RPMI supplemented with 10% fetal bovine serum, 2 mM L-glutamine, 100 U/mL penicillin, and 100 mg/mL streptomycin sulfate. Cell culture supernatants from lung tissue measured 2.7 ng/mL and liver tissue measured 1.8 ng/mL



Serum of eight mice was measured. The Resistin concentration of detected samples was determined to be 75.2 ng/mL with a range of 47.0-104.6 ng/mL



Cytometric bead array standard curve of MP02018-1, MOUSE Resistin Recombinant Matched Antibody Pair, PBS Only. Capture antibody: 85665-3-PBS. Detection antibody: 85665-2-PBS. Standard: Eg3391. Range: 0.781-100 ng/mL