

For Research Use Only

Rat Lumican Recombinant antibody, PBS Only (Capture)

Catalog Number: 85629-6-PBS



Basic Information

Catalog Number:

85629-6-PBS

Concentration:

1 mg/ml

Source:

Rabbit

Isotype:

IgG

Immunogen Catalog Number:

EG3410

GenBank Accession Number:

NM_031050.1

GeneID (NCBI):

81682

UNIPROT ID:

P51886

Full Name:

lumican

Calculated MW:

38 kDa

Purification Method:

Protein A purification

CloneNo.:

242298B6

Applications

Tested Applications:

Sandwich ELISA, Indirect ELISA, Sample test

Species Specificity:

rat

Background Information

Storage

Storage:

Store at -80°C.

The product is shipped with ice packs. Upon receipt, store it immediately at -80°C

Storage Buffer:

PBS only, pH7.3

For technical support and original validation data for this product please contact:

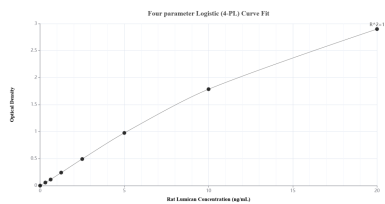
T: 4006900926

E: Proteintech-CN@ptglab.com

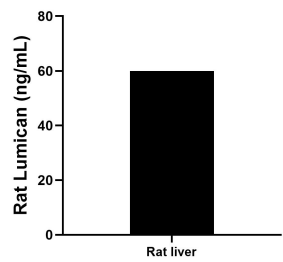
W: ptgcn.com

This product is exclusively available under Proteintech Group brand and is not available to purchase from any other manufacturer.

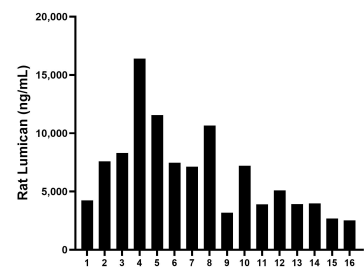
Selected Validation Data



Sandwich ELISA standard curve of MP02015-3, Rat Lumican Recombinant Matched Antibody Pair - PBS only. 85629-6-PBS was coated to a plate as the capture antibody and incubated with serial dilutions of standard Eg3410. 85629-5-PBS was HRP conjugated as the detection antibody. Range: 0.313-20 ng/mL



The mean Lumican concentration was determined to be 60.00 ng/mL in rat liver tissue extract based on a 2.60 mg/mL extract load.



Serum of sixteen rats was measured. The Lumican concentration of detected samples was determined to be 6,610.77 ng/mL with a range of 2,516.46 - 16,398.52 ng/mL