

For Research Use Only

Mouse Tslp Recombinant monoclonal antibody, PBS Only (Capture)

Catalog Number:85623-3-PBS



Basic Information

Catalog Number:

85623-3-PBS

Source:

Rabbit

Isotype:

IgG

Immunogen Catalog Number:

EG3312

GenBank Accession Number:

NM_021367.2

GeneID (NCBI):

53603

UNIPROT ID:

Q9JIE6

Full Name:

thymic stromal Lymphopoietin

Calculated MW:

16KD

Purification Method:

Protein A purification

CloneNo.:

242914C6

Applications

Tested Applications:

Cytometric bead array, Sandwich ELISA, Indirect ELISA

Species Specificity:

mouse

Background Information

Storage

Storage:

Store at -80°C.

The product is shipped with ice packs. Upon receipt, store it immediately at -80°C

Storage Buffer:

PBS only, pH7.3

For technical support and original validation data for this product please contact:

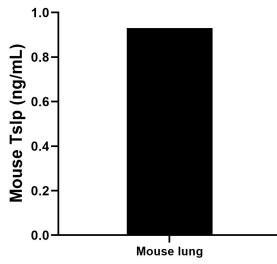
T: 4006900926

E: Proteintech-CN@ptglab.com

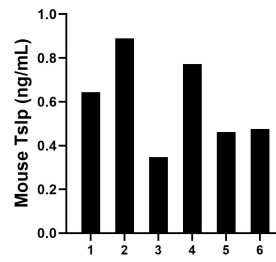
W: ptgcn.com

This product is exclusively available under Proteintech Group brand and is not available to purchase from any other manufacturer.

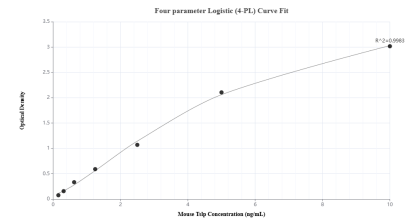
Selected Validation Data



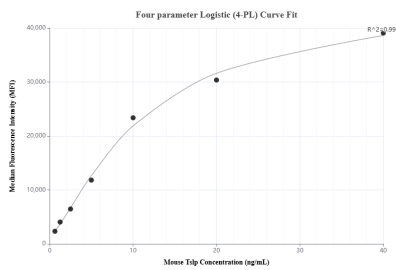
Mouse lung (1 lung, 1-2 mm pieces) were cultured for 5 days in RPMI 1640 plus 15% fetal bovine serum. An aliquot of cell culture supernatants was removed, assayed for mouse Tslp and measured 0.93 ng/mL.



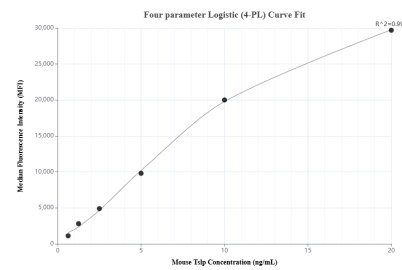
Serum of six mice was measured. The mouse Tslp concentration of detected samples was determined to be 0.60 ng/mL with a range of 0.35 - 0.89 ng/mL.



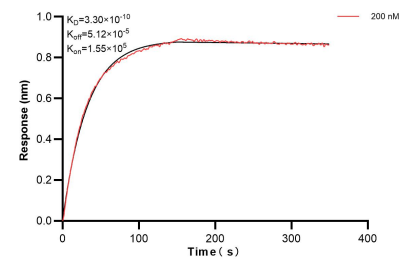
Sandwich ELISA standard curve of MP01963-1, Mouse Tslp Recombinant Matched Antibody Pair - PBS only. 85623-3-PBS was coated to a plate as the capture antibody and incubated with serial dilutions of standard Eg3312. 85623-1-PBS was HRP conjugated as the detection antibody. Range: 0.156-10 ng/mL



Cytometric bead array standard curve of MP01963-2, MOUSE Tslp Recombinant Matched Antibody Pair, PBS Only. Capture antibody: 85623-3-PBS. Detection antibody: 85623-2-PBS. Standard: Eg3312. Range: 0.625-40 ng/mL



Cytometric bead array standard curve of MP01963-1, MOUSE Tslp Recombinant Matched Antibody Pair, PBS Only. Capture antibody: 85623-3-PBS. Detection antibody: 85623-1-PBS. Standard: Eg3312. Range: 0.625-20 ng/mL



Biolayer interferometry (BLI) kinetic assay of 85623-3-PBS against Mouse Tslp was performed. The affinity constant is 0.33 nM.