

For Research Use Only

MYH4-Specific Recombinant antibody

Catalog Number: 85376-1-RR



Basic Information

Catalog Number:

85376-1-RR

Concentration:

1000 µg/ml

Source:

Rabbit

Isotype:

IgG

GenBank Accession Number:

NM_017533

GeneID (NCBI):

4622

UNIPROT ID:

Q9Y623

Full Name:

myosin, heavy chain 4, skeletal muscle

Calculated MW:

223 kDa

Observed MW:

230 kDa

Purification Method:

Protein A purification

CloneNo.:

242795B2

Recommended Dilutions:

WB 1:2000-1:10000

IHC 1:250-1:1000

Applications

Tested Applications:

WB, IHC, ELISA

Species Specificity:

human, mouse, rat

Note-IHC: suggested antigen retrieval with *TE buffer pH 9.0*; (*) Alternatively, antigen retrieval may be performed with *citrate buffer pH 6.0*

Positive Controls:

WB : mouse skeletal muscle tissue, rat skeletal muscle tissue

IHC : mouse skeletal muscle tissue,

Background Information

Storage

Storage:

Store at -20°C. Stable for one year after shipment.

Storage Buffer:

PBS with 0.02% sodium azide and 50% glycerol pH 7.3.

Aliquoting is unnecessary for -20°C storage

For technical support and original validation data for this product please contact:

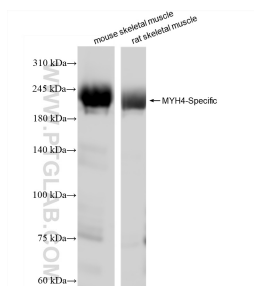
T: 4006900926

E: Proteintech-CN@ptglab.com

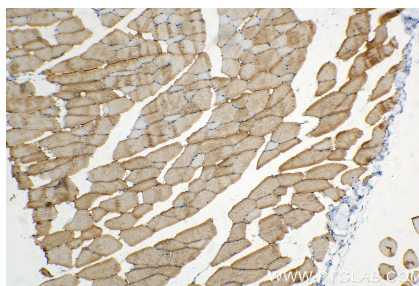
W: ptgcn.com

This product is exclusively available under Proteintech Group brand and is not available to purchase from any other manufacturer.

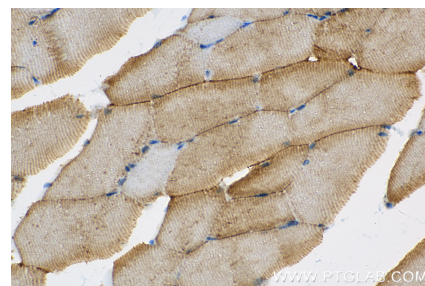
Selected Validation Data



Various lysates were subjected to SDS PAGE followed by western blot with 85376-1-RR (MYH4-Specific antibody) at dilution of 1:5000 incubated at room temperature for 1.5 hours.



Immunohistochemical analysis of paraffin-embedded mouse skeletal muscle tissue slide using 85376-1-RR (MYH4-Specific antibody) at dilution of 1:500 (under 10x lens).



Immunohistochemical analysis of paraffin-embedded mouse skeletal muscle tissue slide using 85376-1-RR (MYH4-Specific antibody) at dilution of 1:500 (under 40x lens).