

For Research Use Only

SSH2 Recombinant monoclonal antibody, PBS Only

Catalog Number: 85294-2-PBS



Basic Information

Catalog Number:

85294-2-PBS

Source:

Rabbit

Isotype:

IgG

GenBank Accession Number:

NM_033389

GeneID (NCBI):

85464

UNIPROT ID:

Q76I76

Full Name:

slingshot homolog 2 (Drosophila)

Calculated MW:

158 kDa

Observed MW:

45-51 kDa

Purification Method:

Protein A purification

CloneNo.:

250011B7

Applications

Tested Applications:

WB, IHC, IF/ICC, Indirect ELISA

Species Specificity:

human, mouse, rat

Background Information

Storage

Storage:

Store at -80°C.

The product is shipped with ice packs. Upon receipt, store it immediately at -80°C

Storage Buffer:

PBS only, pH7.3

For technical support and original validation data for this product please contact:


T: 4006900926

E: Proteintech-CN@ptglab.com

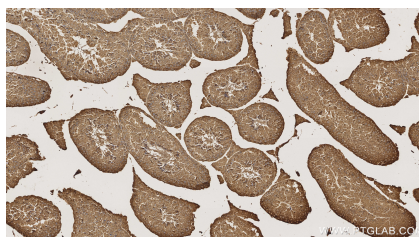
W: ptgcn.com

This product is exclusively available under Proteintech Group brand and is not available to purchase from any other manufacturer.

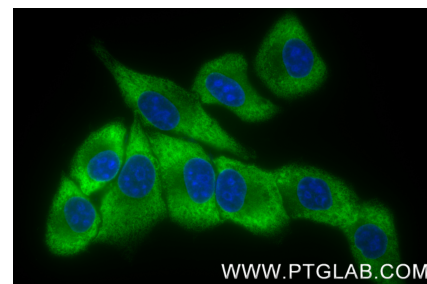
Selected Validation Data



Various lysates were subjected to SDS PAGE followed by western blot with 85294-2-RR (SSH2 antibody) at dilution of 1:5000 incubated at room temperature for 1.5 hours. This data was developed using the same antibody clone with 85294-2-PBS in a different storage buffer formulation.



Immunohistochemical analysis of paraffin-embedded mouse testis tissue slide using 85294-2-RR (SSH2 antibody) at dilution of 1:1000 (under 10x lens). Heat mediated antigen retrieval with Tris-EDTA buffer (pH 9.0). This data was developed using the same antibody clone with 85294-2-PBS in a different storage buffer formulation.



Immunofluorescent analysis of (-20°C Ethanol) fixed HepG2 cells using SSH2 antibody (85294-2-RR, Clone: 250011B7) at dilution of 1:400 and Multi-rAb CoraLite® Plus 488-Goat Anti-Rabbit Recombinant Secondary Antibody (H+L) (RGAR002). This data was developed using the same antibody clone with 85294-2-PBS in a different storage buffer formulation.