

For Research Use Only

# Plakophilin 1 Recombinant antibody, PBS Only (Detector)

Catalog Number: 85217-2-PBS



## Basic Information

Catalog Number:

85217-2-PBS

Concentration:

1 mg/ml

Source:

Rabbit

Isotype:

IgG

Immunogen Catalog Number:

AG18153

GenBank Accession Number:

BC114571

GeneID (NCBI):

5317

UNIPROT ID:

Q13835

Full Name:

plakophilin 1 (ectodermal  
dysplasia/skin fragility syndrome)

Calculated MW:

747 aa, 83 kDa

Purification Method:

Protein A purification

CloneNo.:

242834C7

## Applications

Tested Applications:

Cytometric bead array, Sandwich ELISA, Indirect ELISA,  
Sample test

Species Specificity:

human

## Background Information

### Storage

Storage:

Store at -80°C.

The product is shipped with ice packs. Upon receipt, store it immediately at -80°C

Storage Buffer:

PBS only, pH7.3

For technical support and original validation data for this product please contact:

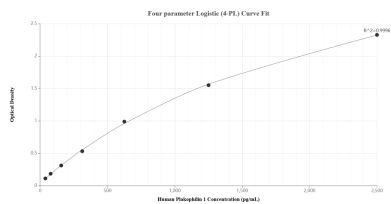
T: 4006900926

E: [Proteintech-CN@ptglab.com](mailto:Proteintech-CN@ptglab.com)

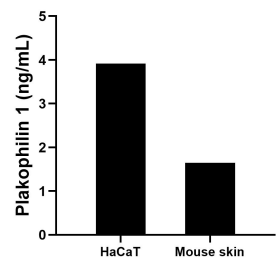
W: [ptgcn.com](http://ptgcn.com)

This product is exclusively available under Proteintech Group brand and is not available to purchase from any other manufacturer.

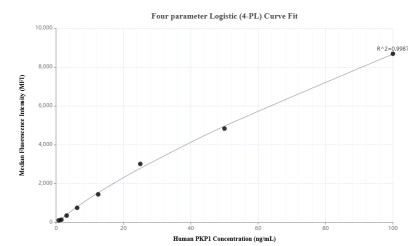
## Selected Validation Data



Sandwich ELISA standard curve of MP01918-1, Human Plakophilin 1 Recombinant Matched Antibody Pair - PBS only. 85217-1-PBS was coated to a plate as the capture antibody and incubated with serial dilutions of standard Ag18153. 85217-2-PBS was HRP conjugated as the detection antibody. Range: 39.1-2500 pg/mL



The mean Plakophilin 1 concentration was determined to be 3.9 ng/mL in HaCaT cell extract based on a 1.0 mg/mL extract load and 1.7 ng/mL in mouse skin tissue extract based on a 0.9 mg/mL extract load.



Cytometric bead array standard curve of MP01918-1, PKP1/Plakophilin 1 Recombinant Matched Antibody Pair, PBS Only. Capture antibody: 85217-1-PBS. Detection antibody: 85217-2-PBS. Standard: Ag18153. Range: 0.781-100 ng/mL