

For Research Use Only

SOCS3 Recombinant antibody, PBS Only (Capture/Detector)

Catalog Number: 85155-1-PBS



Basic Information

Catalog Number:

85155-1-PBS

Concentration:

1 mg/ml

Source:

Rabbit

Isotype:

IgG

Immunogen Catalog Number:

AG5170

GenBank Accession Number:

BC060858

GeneID (NCBI):

9021

UNIPROT ID:

O14543

Full Name:

suppressor of cytokine signaling 3

Calculated MW:

25 kDa

Purification Method:

Protein A purification

CloneNo.:

242809A1

Applications

Tested Applications:

Cytometric bead array, Sandwich ELISA, Indirect ELISA,
Sample test

Species Specificity:

human

Background Information

Storage

Storage:

Store at -80°C.

The product is shipped with ice packs. Upon receipt, store it immediately at -80°C

Storage Buffer:

PBS only

For technical support and original validation data for this product please contact:

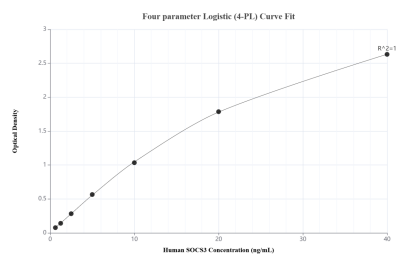
T: 4006900926

E: Proteintech-CN@ptglab.com

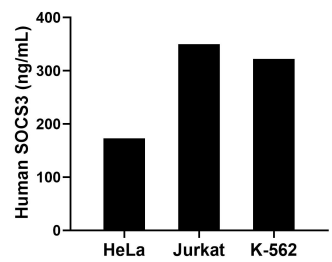
W: ptgcn.com

This product is exclusively available under Proteintech Group brand and is not available to purchase from any other manufacturer.

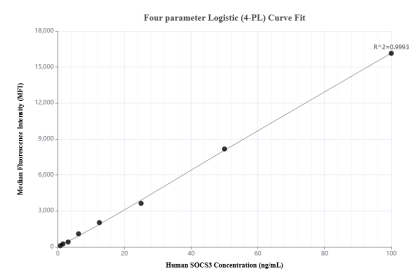
Selected Validation Data



Sandwich ELISA standard curve of MP01874-3, Human SOCS3 Recombinant Matched Antibody Pair - PBS only. 85155-1-PBS was coated to a plate as the capture antibody and incubated with serial dilutions of standard Ag5170. 85155-3-PBS was HRP conjugated as the detection antibody. Range: 0.625-40 ng/mL.



The mean SOCS3 concentration was determined to be 172.6 pg/mL in HeLa cell extract based on a 1.5 mg/mL extract load, 350.0 pg/mL in Jurkat cell extract based on a 3.1 mg/mL extract load and 322.1 pg/mL in K-562 cell extract based on a 2.5 mg/mL extract load.



Cytometric bead array standard curve of MP01874-2, SOCS3 Recombinant Matched Antibody Pair, PBS Only. Capture antibody: 85155-2-PBS. Detection antibody: 85155-1-PBS. Standard: Ag5170. Range: 0.781-100 ng/mL.