

For Research Use Only

TORC2 Recombinant antibody

Catalog Number: 85150-4-RR



Basic Information

Catalog Number:

85150-4-RR

Concentration:

1000 µg/ml

Source:

Rabbit

Isotype:

IgG

Immunogen Catalog Number:

AG3167

GenBank Accession Number:

BC053562

GeneID (NCBI):

200186

UNIPROT ID:

Q53ETO

Full Name:

CREB regulated transcription
coactivator 2

Calculated MW:

693 aa, 73 kDa

Observed MW:

80 kDa

Purification Method:

Protein A purification

CloneNo.:

242808B6

Recommended Dilutions:

WB 1:5000-1:50000

Applications

Tested Applications:

WB, FC (Intra), ELISA

Species Specificity:

human

Positive Controls:

WB : HEK-293 cells, Jurkat cells, Raji cells, A-673 cells

Background Information

CRTC2, also named as TORC2, belongs to the TORC family. It is a transcriptional coactivator for CREB1 which activates transcription through both consensus and variant cAMP response element (CRE) sites. It acts as a coactivator, in the SIK/TORC signaling pathway, being active when dephosphorylated and acts independently of CREB1 'Ser-133' phosphorylation. CRTC2 enhances the interaction of CREB1 with TAF4. It regulates gluconeogenesis as a component of the LKB1/AMPK/TORC2 signaling pathway. CRTC2 regulates the expression of specific genes such as the steroidogenic gene, StAR. TORC2 was recently shown to be an important regulator of gluconeogenesis in the livers of mammals. It is one of the other key regulators of CRE-dependent MIE gene expression in NT2 cells. This regulation is linked to VIP-induced TORC2 dephosphorylation and translocation to the nucleus. (PMID: 19369332, 20504934).

Storage

Storage:

Store at -20°C. Stable for one year after shipment.

Storage Buffer:

PBS with 0.02% sodium azide and 50% glycerol pH 7.3.

Aliquoting is unnecessary for -20°C storage

For technical support and original validation data for this product please contact:

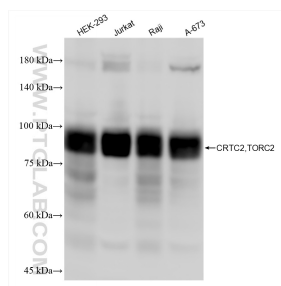
T: 4006900926

E: Proteintech-CN@ptglab.com

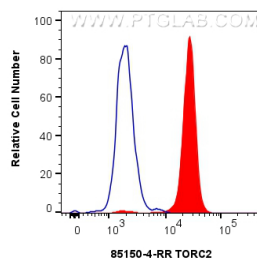
W: ptgcn.com

This product is exclusively available under Proteintech Group brand and is not available to purchase from any other manufacturer.

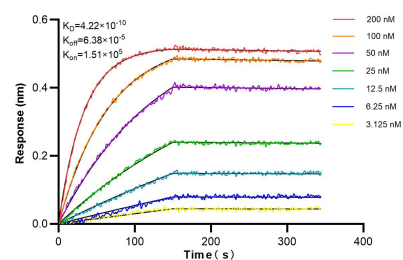
Selected Validation Data



Various lysates were subjected to SDS PAGE followed by western blot with 85150-4-RR (CRTC2, TORC2 antibody) at dilution of 1:10000 incubated at room temperature for 1.5 hours.



1×10^6 HeLa cells were intracellularly stained with 0.25 μ g TORC2 Recombinant antibody (85150-4-RR, Clone: 242808B6) and Coralite® 488-Conjugated Goat Anti-Rabbit IgG(H+L) (SA00013-2)(red), or 0.25 μ g Rabbit IgG Isotype Control RecAb (98136-1-RR, Clone: 240953C9) (blue). Cells were fixed and permeabilized with Transcription Factor Staining Buffer Kit (PF00011).



Biolayer interferometry (BLI) kinetic assays of 85150-4-RR against Human TORC2 were performed. The affinity constant is 0.422 nM.