

For Research Use Only

# Mouse Foxp3 Recombinant antibody, PBS Only (Capture)

Catalog Number: 85128-1-PBS



## Basic Information

Catalog Number:

85128-1-PBS

Size:

1 mg/ml

Source:

Rabbit

Isotype:

IgG

GenBank Accession Number:

GeneID (NCBI):

20371

Full Name:

forkhead box P3

Purification Method:

Protein A purification

CloneNo.:

242674B3

## Applications

Tested Applications:

Cytometric bead array, Sandwich ELISA, Indirect ELISA,  
Sample test

Species Specificity:

mouse

## Background Information

### Storage

Storage:

Store at -80°C.

The product is shipped with ice packs. Upon receipt, store it immediately at -80°C

Storage Buffer:

PBS Only

For technical support and original validation data for this product please contact:

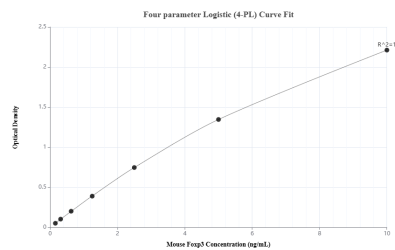
T: 4006900926

E: [Proteintech-CN@ptglab.com](mailto:Proteintech-CN@ptglab.com)

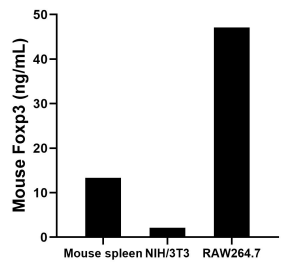
W: [ptgcn.com](http://ptgcn.com)

This product is exclusively available under Proteintech Group brand and is not available to purchase from any other manufacturer.

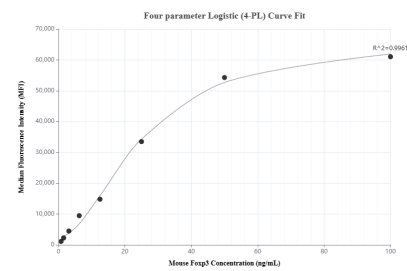
## Selected Validation Data



Sandwich ELISA standard curve of MP01845-2, Mouse Fcγ3 Recombinant Matched Antibody Pair - PBS only. 85128-1-PBS was coated to a plate as the capture antibody and incubated with serial dilutions of standard Eg4361. 85128-2-PBS was HRP conjugated as the detection antibody. Range: 0.156-10 ng/mL



The mean Fcγ3 concentration was determined to be 13.33 ng/mL in mouse spleen tissue extract based on a 8.4 mg/mL extract load, 2.13 ng/mL in NIH/3T3 cell extract based on a 1.5 mg/mL extract load, and 47.11 ng/mL in RAW264.7 cell extract based on a 1.3 mg/mL extract load.



Cytometric bead array standard curve of MP01845-2, MOUSE Fcγ3 Recombinant Matched Antibody Pair, PBS Only. Capture antibody: 85128-1-PBS. Detection antibody: 85128-2-PBS. Standard: Eg4360. Range: 0.781-100 ng/mL