

For Research Use Only

THRAP3 Recombinant antibody

Catalog Number: 85093-2-RR



Basic Information

Catalog Number:

85093-2-RR

Size:

1000 μ g/ml

Source:

Rabbit

Isotype:

IgG

GenBank Accession Number:

NM_005119

GeneID (NCBI):

9967

UNIPROT ID:

Q9Y2W1

Full Name:

thyroid hormone receptor associated protein 3

Calculated MW:

109 kDa

Observed MW:

109-130 kDa

Purification Method:

Protein A purification

CloneNo.:

242268D8

Recommended Dilutions:

WB 1:1000-1:6000

IF/ICC 1:300-1:1200

Applications

Tested Applications:

WB, IF/ICC, ELISA

Species Specificity:

human

Positive Controls:

WB : HeLa cells, human brain tissue, U-251 cells, LNCaP cells

IF/ICC : HeLa cells,

Background Information

THRAP3, also named as TRAP150, plays a role in transcriptional coactivation.

Storage

Storage:

Store at -20°C. Stable for one year after shipment.

Storage Buffer:

PBS with 0.02% sodium azide and 50% glycerol pH 7.3.

Aliquoting is unnecessary for -20°C storage

For technical support and original validation data for this product please contact:

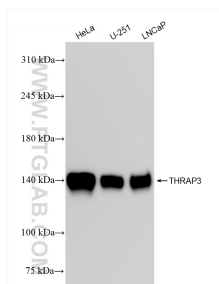
T: 4006900926

E: Proteintech-CN@ptglab.com

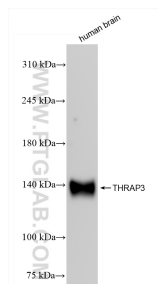
W: ptgcn.com

This product is exclusively available under Proteintech Group brand and is not available to purchase from any other manufacturer.

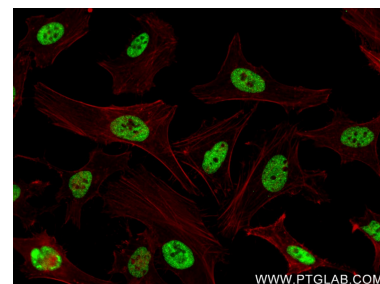
Selected Validation Data



Various lysates were subjected to SDS PAGE followed by western blot with 85093-2-RR (THRAP3 antibody) at dilution of 1:3000 incubated at room temperature for 1.5 hours.



human brain tissue were subjected to SDS PAGE followed by western blot with 85093-2-RR (THRAP3 antibody) at dilution of 1:3000 incubated at room temperature for 1.5 hours.



Immunofluorescent analysis of (4% PFA) fixed HeLa cells using THRAP3 antibody (85093-2-RR, Clone: 242268D8) at dilution of 1:600 and CoraLite®488-Conjugated Goat Anti-Rabbit IgG(H+L) (SA00013-2), CL594-Phalloidin (red).