

For Research Use Only

# HNRNPR Recombinant antibody

Catalog Number: 85078-5-RR



## Basic Information

Catalog Number:

85078-5-RR

Concentration:

1000 µg/ml

Source:

Rabbit

Isotype:

IgG

Immunogen Catalog Number:

AG30339

GenBank Accession Number:

BC001449

GeneID (NCBI):

10236

UNIPROT ID:

O43390

Full Name:

heterogeneous nuclear  
ribonucleoprotein R

Calculated MW:

71 kDa

Observed MW:

65-82 kDa

Purification Method:

Protein A purification

CloneNo.:

242734A8

Recommended Dilutions:

WB 1:5000-1:50000

IF/ICC 1:250-1:1000

## Applications

Tested Applications:

WB, IF/ICC, ELISA

Species Specificity:

human, mouse, rat

Positive Controls:

WB : HeLa cells, mouse brain tissue, HepG2 cells, HEK-293T cells, Jurkat cells, U2OS cells, rat brain tissue

IF/ICC : HeLa cells,

## Background Information

HNRNPR belongs to Heterogeneous nuclear ribonucleoproteins (hnRNPs), which are among the most abundant proteins in the eukaryotic nucleus and they play important roles in processing of precursor mRNA. hnRNP proteins have a modular structure consisting of one or more RNA binding domains and at least another auxiliary domain, which likely mediates protein-protein interactions but may also contribute to nucleic acid binding. The calculated molecular weight of HNRNPR is 71 kDa, but the migration behavior of the 82 kDa translation product was indistinguishable from that of HNRNPR. (PMID: 9421497)

## Storage

Storage:

Store at -20°C. Stable for one year after shipment.

Storage Buffer:

PBS with 0.02% sodium azide and 50% glycerol

Aliquoting is unnecessary for -20°C storage

For technical support and original validation data for this product please contact:

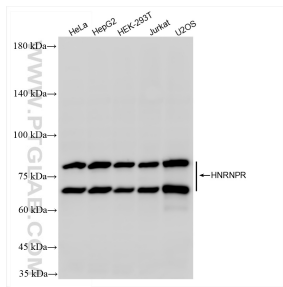
T: 4006900926

E: Proteintech-CN@ptglab.com

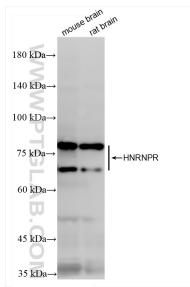
W: ptgcn.com

This product is exclusively available under Proteintech Group brand and is not available to purchase from any other manufacturer.

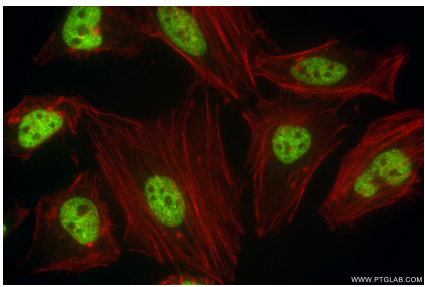
## Selected Validation Data



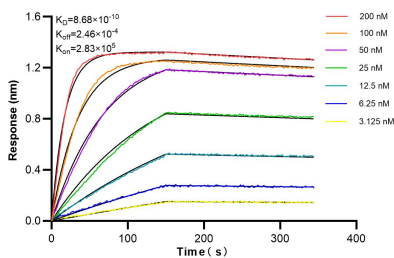
Various lysates were subjected to SDS PAGE followed by western blot with 85078-5-RR (HNRNPR antibody) at dilution of 1:10000 incubated at room temperature for 1.5 hours.



Various lysates were subjected to SDS PAGE followed by western blot with 85078-5-RR (HNRNPR antibody) at dilution of 1:10000 incubated at room temperature for 1.5 hours.



Immunofluorescent analysis of (4% PFA) fixed HeLa cells using HNRNPR antibody (85078-5-RR, Clone: 242734A8 ) at dilution of 1:500 and CoraLite®488-Conjugated Goat Anti-Rabbit IgG(H+L) (SA00013-2), CL594-Phalloidin (red).



Biolayer interferometry (BLI) kinetic assays of 85078-5-RR against Human HNRNPR were performed. The affinity constant is 0.868 nM.