

For Research Use Only

# PSMC3IP Recombinant antibody, PBS Only (Detector)

Catalog Number: 84934-2-PBS



## Basic Information

Catalog Number:	84934-2-PBS	GenBank Accession Number:	BC008792	Purification Method:	Protein A purification
Concentration:	1 mg/ml	GeneID (NCBI):	29893	CloneNo.:	242517D2
Source:	Rabbit	UNIPROT ID:	Q9P2W1		
Isotype:	IgG	Full Name:	PSMC3 interacting protein		
Immunogen Catalog Number:	AG1883	Calculated MW:	25 kDa		

## Applications

**Tested Applications:**  
Cytometric bead array, Sandwich ELISA, Indirect ELISA, Sample test

**Species Specificity:**  
human

## Background Information

### Storage

**Storage:**  
Store at -80°C.  
**The product is shipped with ice packs. Upon receipt, store it immediately at -80°C**

**Storage Buffer:**  
PBS Only

For technical support and original validation data for this product please contact:

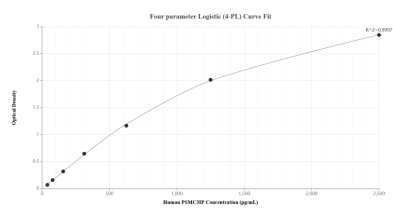
T: 4006900926

E: [Proteintech-CN@ptglab.com](mailto:Proteintech-CN@ptglab.com)

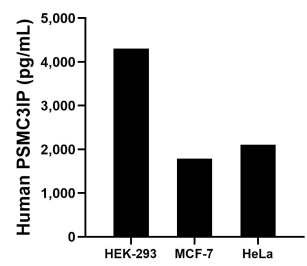
W: [ptgcn.com](http://ptgcn.com)

**This product is exclusively available under Proteintech Group brand and is not available to purchase from any other manufacturer.**

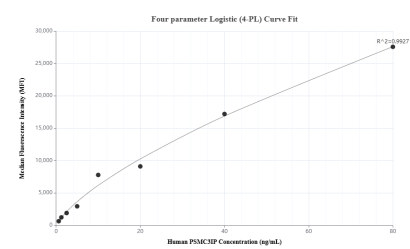
## Selected Validation Data



Sandwich ELISA standard curve of MP01685-2, Human PSMC3IP Recombinant Matched Antibody Pair - PBS only. 84934-3-PBS was coated to a plate as the capture antibody and incubated with serial dilutions of standard Ag1883. 84934-2-PBS was HRP conjugated as the detection antibody. Range: 39.1-2500 pg/mL.



The mean PSMC3IP concentration was determined to be 4,307.7 pg/mL in HEK-293 cell extract based on a 2.9 mg/mL extract load, 1,788.5 pg/mL in MCF-7 cell extract based on a 1.2 mg/mL extract load and 2,103.7 pg/mL in HeLa cell extract based on a 1.0 mg/mL extract load.



Cytometric bead array standard curve of MP01685-2, PSMC3IP Recombinant Matched Antibody Pair, PBS Only. Capture antibody: 84934-3-PBS. Detection antibody: 84934-2-PBS. Standard: Ag1883. Range: 0.625-80 ng/mL.