

For Research Use Only

MAPK10 Recombinant antibody

Catalog Number: 84875-5-RR



Basic Information

Catalog Number:

84875-5-RR

Concentration:

1000 ug/ml

Source:

Rabbit

Isotype:

IgG

Immunogen Catalog Number:

AG11785

GenBank Accession Number:

BC065516

GeneID (NCBI):

5602

UNIPROT ID:

P53779

Full Name:

mitogen-activated protein kinase 10

Calculated MW:

464 aa, 53 kDa

Purification Method:

Protein A purification

CloneNo.:

242364A10

Recommended Dilutions:

IF/ICC 1:200-1:800

Applications

Tested Applications:

IF/ICC, FC (Intra), ELISA

Species Specificity:

human

Positive Controls:

IF/ICC : HepG2 cells,

Background Information

Storage

Storage:

Store at -20°C. Stable for one year after shipment.

Storage Buffer:

PBS with 0.02% sodium azide and 50% glycerol pH 7.3.

Aliquoting is unnecessary for -20°C storage

For technical support and original validation data for this product please contact:

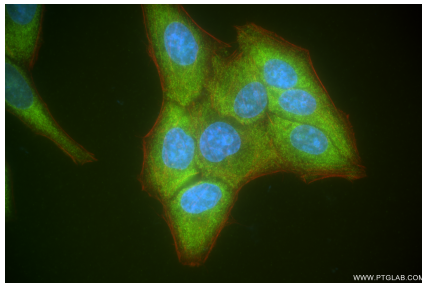
T: 4006900926

E: Proteintech-CN@ptglab.com

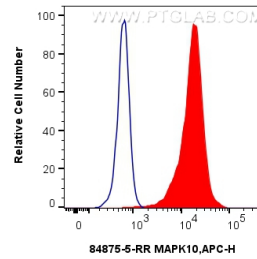
W: ptgcn.com

This product is exclusively available under Proteintech Group brand and is not available to purchase from any other manufacturer.

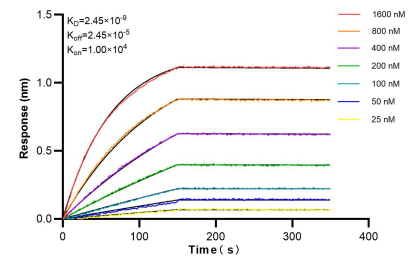
Selected Validation Data



Immunofluorescent analysis of (-20°C Ethanol) fixed HepG2 cells using MAPK10 antibody (84875-5-RR, Clone: 242364A10) at dilution of 1:400 and CoraLite®488-Conjugated Goat Anti-Rabbit IgG(H+L) (SA00013-2), CL594-Phalloidin (red).



1x10⁶ HeLa cells were intracellularly stained with 0.25 ug MAPK10 Recombinant antibody (84875-5-RR, Clone:242364A10) and APC-Conjugated Goat Anti-Rabbit IgG(H+L)(red), or 0.25 ug Rabbit IgG Isotype Control RecAb (98136-1-RR, Clone: 240953C9) (blue). Cells were fixed with 4% PFA and permeabilized with Flow Cytometry Perm Buffer (PF00011-C).



Biolayer interferometry (BLI) kinetic assays of 84875-5-RR against Human MAPK10 were performed. The affinity constant is 2.45 nM.