

For Research Use Only

MAPK10 Recombinant antibody, PBS Only (Capture)

Catalog Number: 84875-4-PBS



Basic Information

Catalog Number:

84875-4-PBS

Size:

1 mg/ml

Source:

Rabbit

Isotype:

IgG

Immunogen Catalog Number:

AG11785

GenBank Accession Number:

BC065516

GeneID (NCBI):

5602

UNIPROT ID:

P53779

Full Name:

mitogen-activated protein kinase 10

Calculated MW:

464 aa, 53 kDa

Purification Method:

Protein A purification

CloneNo.:

242364G1

Applications

Tested Applications:

Cytometric bead array, Sandwich ELISA, Indirect ELISA, Sample test

Species Specificity:

human

Background Information

Storage

Storage:

Store at -80°C.

The product is shipped with ice packs. Upon receipt, store it immediately at -80°C

Storage Buffer:

PBS Only

For technical support and original validation data for this product please contact:

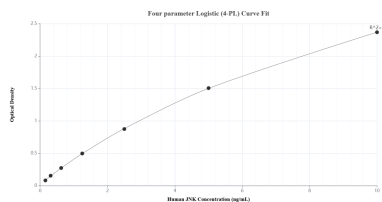
T: 4006900926

E: Proteintech-CN@ptglab.com

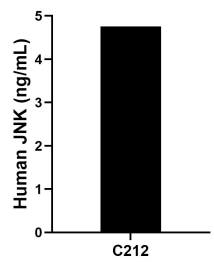
W: ptgcn.com

This product is exclusively available under Proteintech Group brand and is not available to purchase from any other manufacturer.

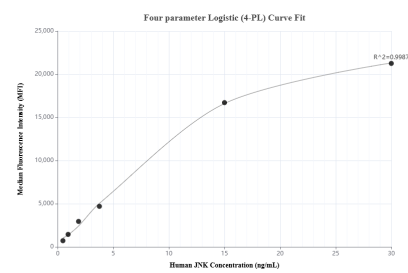
Selected Validation Data



Sandwich ELISA standard curve of MP01616-2, Human JNK Recombinant Matched Antibody Pair - PBS only. 84875-4-PBS was coated to a plate as the capture antibody and incubated with serial dilutions of standard Ag11785. 84875-3-PBS was HRP conjugated as the detection antibody. Range: 0.156-10 ng/mL.



The mean JNK concentration was determined to be 4.76 ng/mL in C2C12 cell extract based on a 1.40 mg/mL extract load.



Cytometric bead array standard curve of MP01616-2, JNK Recombinant Matched Antibody Pair, PBS Only. Capture antibody: 84875-4-PBS. Detection antibody: 84875-3-PBS. Standard: Ag11785. Range: 0.469-30 ng/mL.