

For Research Use Only

Mouse Acbp/Dbi Recombinant antibody, PBS Only (Detector)

Catalog Number: 84863-4-PBS



Basic Information

Catalog Number:

84863-4-PBS

Concentration:

1 mg/ml

Source:

Rabbit

Isotype:

IgG

Immunogen Catalog Number:

EG2462

GenBank Accession Number:

NM_007830.4

GeneID (NCBI):

13167

UNIPROT ID:

P31786

Full Name:

diazepam binding inhibitor

Calculated MW:

10KDa

Purification Method:

Protein A purification

CloneNo.:

242463H2

Applications

Tested Applications:

Cytometric bead array, Sandwich ELISA, Indirect ELISA,
Sample test

Species Specificity:

mouse

Background Information

Storage

Storage:

Store at -80°C.

The product is shipped with ice packs. Upon receipt, store it immediately at -80°C

Storage Buffer:

PBS only, pH7.3

For technical support and original validation data for this product please contact:

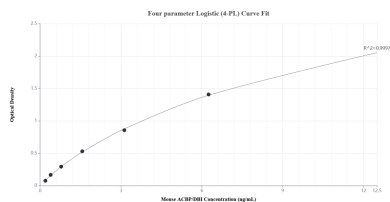
T: 4006900926

E: Proteintech-CN@ptglab.com

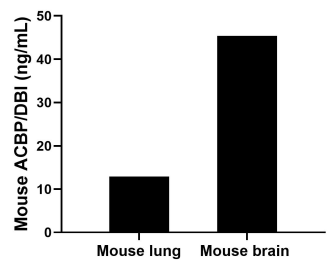
W: ptgcn.com

This product is exclusively available under Proteintech Group brand and is not available to purchase from any other manufacturer.

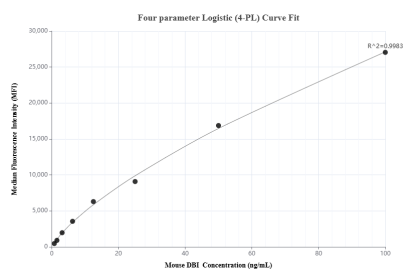
Selected Validation Data



Sandwich ELISA standard curve of MP01627-1, Mouse ACBP/DBI Recombinant Matched Antibody Pair - PBS only. 84863-3-PBS was coated to a plate as the capture antibody and incubated with serial dilutions of standard Eg2462. 84863-4-PBS was HRP conjugated as the detection antibody. Range: 0.195-12.5 ng/mL



The mean ACBP/DBI concentration was determined to be 12.93 ng/mL in mouse lung tissue extract based on a 1.60 mg/mL extract load and 45.37 ng/mL in mouse brain tissue extract based on a 1.60 mg/mL extract load.



Cytometric bead array standard curve of MP01627-1, MOUSE ACBP/DBI Recombinant Matched Antibody Pair, PBS Only. Capture antibody: 84863-3-PBS. Detection antibody: 84863-4-PBS. Standard: Eg2462. Range: 0.781-100 ng/mL