

For Research Use Only

NUAK2 Recombinant antibody, PBS Only (Capture)

Catalog Number: 84849-2-PBS



Basic Information

Catalog Number:

84849-2-PBS

Size:

1 mg/ml

Source:

Rabbit

Isotype:

IgG

Immunogen Catalog Number:

AG35302

GenBank Accession Number:

NM_030952

GeneID (NCBI):

81788

UNIPROT ID:

Q9H093

Full Name:

NUAK family, SNF1-like kinase, 2

Calculated MW:

70kDa

Purification Method:

Protein A purification

CloneNo.:

242220B3

Applications

Tested Applications:

Cytometric bead array, Sandwich ELISA, Indirect ELISA, Sample test

Species Specificity:

human

Background Information

Storage

Storage:

Store at -80°C.

The product is shipped with ice packs. Upon receipt, store it immediately at -80°C

Storage Buffer:

PBS Only

For technical support and original validation data for this product please contact:

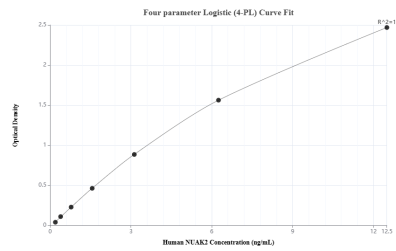
T: 4006900926

E: Proteintech-CN@ptglab.com

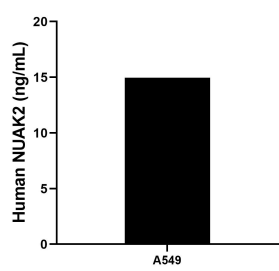
W: ptgcn.com

This product is exclusively available under Proteintech Group brand and is not available to purchase from any other manufacturer.

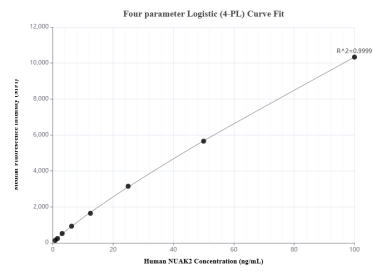
Selected Validation Data



Sandwich ELISA standard curve of MP01626-3, Human NUA2 Recombinant Matched Antibody Pair - PBS only. 84849-2-PBS was coated to a plate as the capture antibody and incubated with serial dilutions of standard Ag35302. 84849-4-PBS was HRP conjugated as the detection antibody. Range: 0.195-12.5 ng/mL



The mean NUA2 concentration was determined to be 14.95 ng/mL in A549 cell extract based on a 2.3 mg/mL extract load.



Cytometric bead array standard curve of MP01626-2, NUA2 Recombinant Matched Antibody Pair, PBS Only. Capture antibody: 84849-2-PBS. Detection antibody: 84849-3-PBS. Standard: Ag35302. Range: 0.781-100 ng/mL