

For Research Use Only

clAP2 Recombinant antibody, PBS Only (Detector)

Catalog Number: 84779-1-PBS



Basic Information

Catalog Number:

84779-1-PBS

Concentration:

1 mg/ml

Source:

Rabbit

Isotype:

IgG

Immunogen Catalog Number:

AG20500

GenBank Accession Number:

BC027485

GeneID (NCBI):

330

UNIPROT ID:

Q13489

Full Name:

baculoviral IAP repeat-containing 3

Calculated MW:

604 aa, 68 kDa

Purification Method:

Protein A purification

CloneNo.:

242214D9

Applications

Tested Applications:

Cytometric bead array, Sandwich ELISA, Indirect ELISA,
Sample test

Species Specificity:

human

Background Information

Storage

Storage:

Store at -80°C.

The product is shipped with ice packs. Upon receipt, store it immediately at -80°C

Storage Buffer:

PBS Only

For technical support and original validation data for this product please contact:

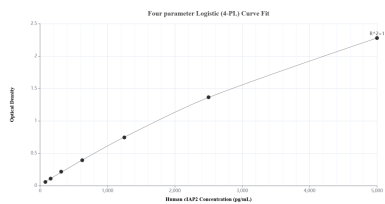
T: 4006900926

E: Proteintech-CN@ptglab.com

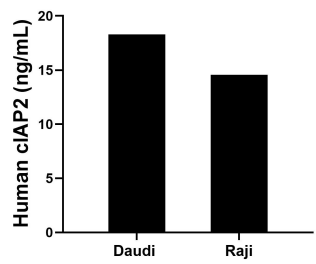
W: ptgcn.com

This product is exclusively available under Proteintech Group brand and is not available to purchase from any other manufacturer.

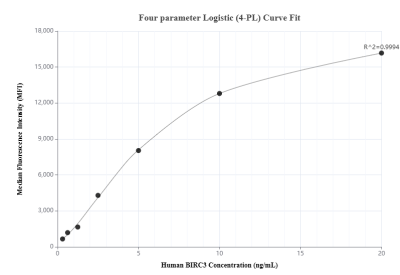
Selected Validation Data



Sandwich ELISA standard curve of MP01556-3, Human cIAP2 Recombinant Matched Antibody Pair - PBS only. 84779-2-PBS was coated to a plate as the capture antibody and incubated with serial dilutions of standard Ag20500. 84779-1-PBS was HRP conjugated as the detection antibody. Range: 78.1-5000 pg/mL



The mean cIAP2 concentration was determined to be 18.3 ng/mL in Daudi cell extract based on a 3.6 mg/mL extract load and 14.6 ng/mL in Raji cell extract based on a 1.4 mg/mL extract load.



Cytometric bead array standard curve of MP01556-1, BIRC3 Recombinant Matched Antibody Pair, PBS Only. Capture antibody: 84779-3-PBS. Detection antibody: 84779-1-PBS. Standard: Ag20500. Range: 0.313-20 ng/mL