

For Research Use Only

FAM134B Recombinant monoclonal antibody, PBS Only

Catalog Number: 84773-3-PBS



Basic Information

Catalog Number:

84773-3-PBS

Source:

Rabbit

Isotype:

IgG

Immunogen Catalog Number:

AG16176

GenBank Accession Number:

BC030517

GeneID (NCBI):

54463

UNIPROT ID:

Q9H6L5

Full Name:

family with sequence similarity 134, member B

Calculated MW:

497 aa, 55 kDa

Observed MW:

65-70 kDa

Purification Method:

Protein A purification

CloneNo.:

260027B9

Applications

Tested Applications:

WB, Indirect ELISA

Species Specificity:

human, mouse

Background Information

FAM134B, also known as the reticulophagy regulator 1 (RETREG1) or JK-1, is a member of the family with sequence similarity 134. FAM134B is an important ER-phagy receptor. FAM134B regulates the size and shape of the ER and participates in some ER-phagy-related processes (PMID: 33199694). FAM134B inhibition contributes to impair proteostasis in the ER due to the accumulation of misfolded or aggregated proteins, which in turn leads to compromised neuronal survival and progressive neuronal degenerative diseases. In addition, FAM134B mutations are common in patients with colorectal adenocarcinoma, and oesophageal squamous cell carcinoma (PMID: 29226326).

Storage

Storage:

Store at -80°C.

The product is shipped with ice packs. Upon receipt, store it immediately at -80°C

Storage Buffer:

PBS only, pH7.3

For technical support and original validation data for this product please contact:

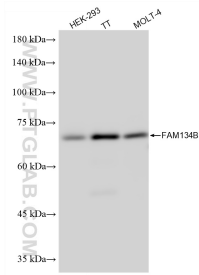
T: 4006900926

E: Proteintech-CN@ptglab.com

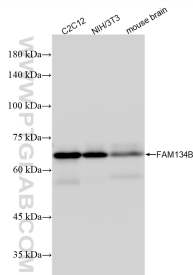
W: ptgcn.com

This product is exclusively available under Proteintech Group brand and is not available to purchase from any other manufacturer.

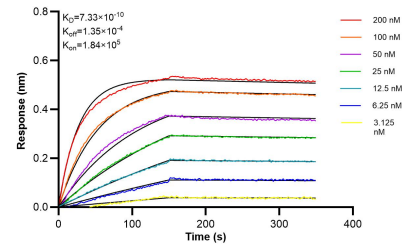
Selected Validation Data



Various lysates were subjected to SDS PAGE followed by western blot with 84773-3-RR (FAM134B antibody) at dilution of 1:10000 incubated at room temperature for 1.5 hours. This data was developed using the same antibody clone with 84773-3-PBS in a different storage buffer formulation.



Various lysates were subjected to SDS PAGE followed by western blot with 84773-3-RR (FAM134B antibody) at dilution of 1:10000 incubated at room temperature for 1.5 hours. This data was developed using the same antibody clone with 84773-3-PBS in a different storage buffer formulation.



Bi-layer interferometry (BLI) kinetic assays of 84773-3-RR against Human FAM134B were performed. The affinity constant is 0.733 nM.