

For Research Use Only

# PER1 Recombinant antibody, PBS Only (Detector)

Catalog Number: 84730-3-PBS



## Basic Information

Catalog Number: 84730-3-PBS	GenBank Accession Number: BC028207	Purification Method: Protein A purification
Concentration: 1 mg/ml	GeneID (NCBI): 5187	CloneNo.: 242096F8
Source: Rabbit	UNIPROT ID: O15534	
Isotype: IgG	Full Name: period homolog 1 (Drosophila)	
Immunogen Catalog Number: AG4249	Calculated MW: 1290 aa, 136 kDa	

## Applications

**Tested Applications:**  
Cytometric bead array, Sandwich ELISA, Indirect ELISA,  
Sample test

**Species Specificity:**  
human

## Background Information

### Storage

**Storage:**  
Store at -80°C.  
**The product is shipped with ice packs. Upon receipt, store it immediately at -80°C**

**Storage Buffer:**  
PBS only, pH7.3

For technical support and original validation data for this product please contact:

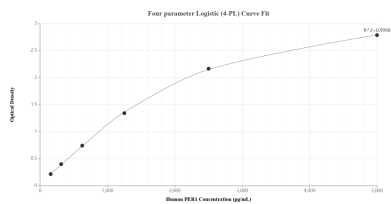
T: 4006900926

E: Proteintech-CN@ptglab.com

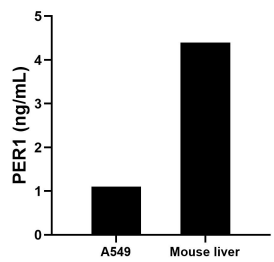
W: ptgcn.com

**This product is exclusively available under Proteintech Group brand and is not available to purchase from any other manufacturer.**

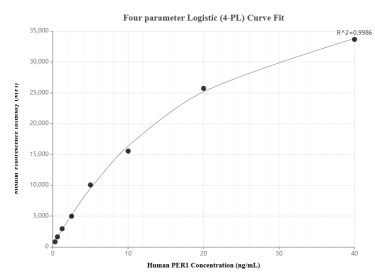
## Selected Validation Data



Sandwich ELISA standard curve of MP01530-1, Human PER1 Recombinant Matched Antibody Pair - PBS only. 84730-1-PBS was coated to a plate as the capture antibody and incubated with serial dilutions of standard Ag4249. 84730-3-PBS was HRP conjugated as the detection antibody. Range: 156-5000 pg/mL.



The mean PER1 concentration was determined to be 1.1 ng/mL in A549 cell extract based on a 2.3 mg/mL extract load and 4.4 ng/mL in mouse liver tissue extract based on a 3.7 mg/mL extract load.



Cytometric bead array standard curve of MP01530-1, PER1 Recombinant Matched Antibody Pair, PBS Only. Capture antibody: 84730-1-PBS. Detection antibody: 84730-3-PBS. Standard: Ag4249. Range: 0.313-40 ng/mL.