

For Research Use Only

# WASP Recombinant antibody, PBS Only (Detector)

Catalog Number: 84714-2-PBS



## Basic Information

Catalog Number:

84714-2-PBS

Concentration:

1 mg/ml

Source:

Rabbit

Isotype:

IgG

Immunogen Catalog Number:

AG1444

GenBank Accession Number:

BC012738

GeneID (NCBI):

7454

UNIPROT ID:

P42768

Full Name:

Wiskott-Aldrich syndrome (eczema-thrombocytopenia)

Calculated MW:

53 kDa

Observed MW:

58 kDa

Purification Method:

Protein A purification

CloneNo.:

242074E4

## Applications

Tested Applications:

WB, Cytometric bead array, Indirect ELISA

Species Specificity:

human

## Background Information

Wiskott-Aldrich Syndrome protein (WASP) regulates actin cytoskeleton in hematopoietic cells and defects in WASP cause Wiskott-Aldrich Syndrome (WAS), an X-linked immunodeficiency and autoimmunity disorder of childhood.

## Storage

Storage:

Store at -80°C.

**The product is shipped with ice packs. Upon receipt, store it immediately at -80°C**

Storage Buffer:

PBS Only

For technical support and original validation data for this product please contact:


T: 4006900926

E: Proteintech-CN@ptglab.com

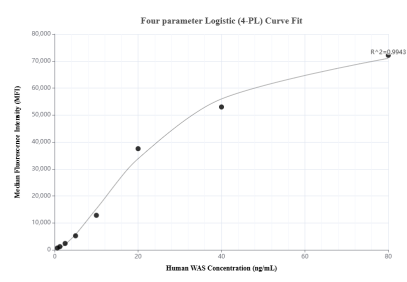
W: ptgcn.com

**This product is exclusively available under Proteintech Group brand and is not available to purchase from any other manufacturer.**

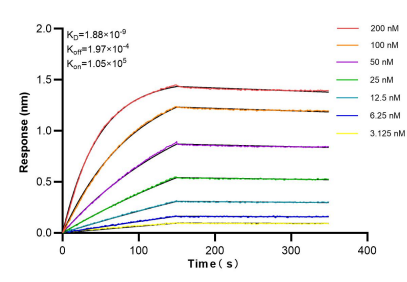
## Selected Validation Data



Various lysates were subjected to SDS PAGE followed by western blot with 84714-2-RR (WASP antibody) at dilution of 1:10000 incubated at room temperature for 1.5 hours. This data was developed using the same antibody clone with 84714-2-PBS in a different storage buffer formulation.



Cytometric bead array standard curve of MP01520-1, WASP Recombinant Matched Antibody Pair, PBS Only. Capture antibody: 84714-1-PBS. Detection antibody: 84714-2-PBS. Standard: Ag1444. Range: 0.625-80 ng/mL.



Biolayer interferometry (BLI) kinetic assays of 84714-2-RR against Human WASP were performed. The affinity constant is 1.88 nM.