

For Research Use Only

RXRB Recombinant monoclonal antibody, PBS Only

Catalog Number: 84656-4-PBS



Basic Information

Catalog Number:

84656-4-PBS

Source:

Rabbit

Isotype:

IgG

Immunogen Catalog Number:

AG0263

GenBank Accession Number:

BC001167

GeneID (NCBI):

6257

UNIPROT ID:

P28702

Full Name:

retinoid X receptor, beta

Calculated MW:

57 kDa

Observed MW:

70 kDa

Purification Method:

Protein A purification

CloneNo.:

242178D4

Applications

Tested Applications:

WB, IHC, IF/ICC, FC (Intra), Indirect ELISA

Species Specificity:

human

Background Information

Retinoid X Receptor beta (RXRB) is a member of the retinoid X receptor (RXR) family of nuclear receptors which are involved in mediating the effects of retinoic acid. RXRB heterodimerizes with other nuclear hormone receptors, such as RAR, the thyroid hormone receptor, and the vitamin D3 receptor, to enhance binding to their cognate response elements. (PMID: 8257090)

Storage

Storage:

Store at -80°C.

The product is shipped with ice packs. Upon receipt, store it immediately at -80°C

Storage Buffer:

PBS only, pH7.3

For technical support and original validation data for this product please contact:

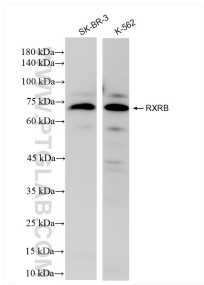
T: 4006900926

E: Proteintech-CN@ptglab.com

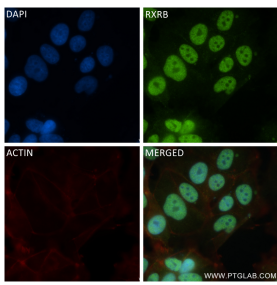
W: ptgcn.com

This product is exclusively available under Proteintech Group brand and is not available to purchase from any other manufacturer.

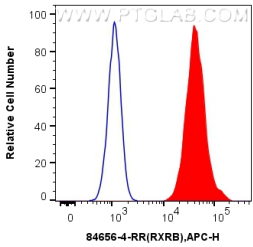
Selected Validation Data



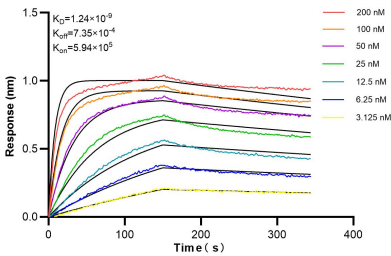
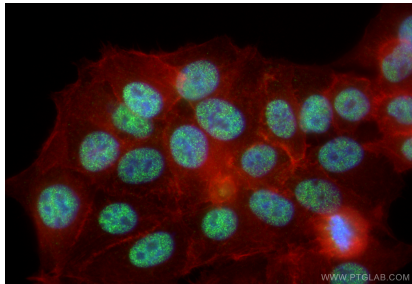
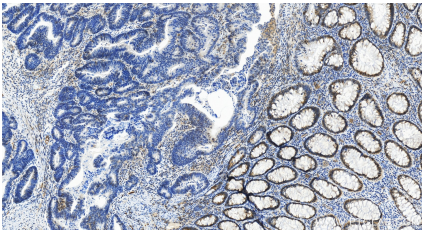
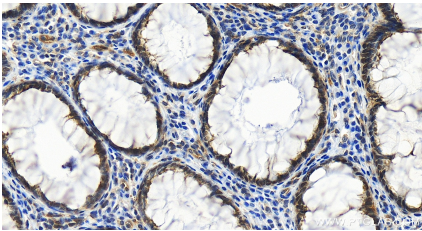
Various lysates were subjected to SDS PAGE followed by western blot with 84656-4-RR (RXRB antibody) at dilution of 1:1000 incubated at room temperature for 1.5 hours. This data was developed using the same antibody clone with 84656-4-PBS in a different storage buffer formulation.



Immunofluorescent analysis of (4% PFA) fixed MCF-7 cells using RXRB antibody (84656-4-RR, Clone: 242178D4) at dilution of 1:400 and CoraLite®488-Conjugated Goat Anti-Rabbit IgG(H+L) (SA00013-2), CL594-Phalloidin (red). This data was developed using the same antibody clone with 84656-4-PBS in a different storage buffer formulation.



1x10⁶ HeLa cells were intracellularly stained with 0.25 ug RXRB Recombinant antibody (84656-4-RR, Clone:242178D4) and APC-Conjugated Goat Anti-Rabbit IgG(H+L) (red), or 0.25 ug Rabbit IgG Isotype Control Recombinant Antibody (98136-1-RR, Clone: 240953C9) (blue). Cells were fixed with 4% PFA and permeabilized with Flow Cytometry Perm Buffer. This data was developed using the same antibody clone with 84656-4-PBS in a different storage buffer formulation.



Biolayer interferometry (BLI) kinetic assays of 84656-4-RR against Human RXRB were performed. The affinity constant is 1.24 nM.