

For Research Use Only

Mouse CXCL2 Recombinant antibody, PBS Only (Capture)

Catalog Number:84645-3-PBS



Basic Information

Catalog Number: 84645-3-PBS	GenBank Accession Number: NM_009140	Purification Method: Protein A purification
Concentration: 1 mg/ml	GeneID (NCBI): 20310	CloneNo.: 242007C10
Source: Rabbit	UNIPROT ID: P10889	
Isotype: IgG	Full Name: chemokine (C-X-C motif) ligand 2	
Immunogen Catalog Number: EG2239	Calculated MW: 11 kDa	

Applications

Tested Applications:
Cytometric bead array, Sandwich ELISA, Indirect ELISA,
Sample test

Species Specificity:
mouse

Background Information

Storage

Storage:
Store at -80°C.
The product is shipped with ice packs. Upon receipt, store it immediately at -80°C

Storage Buffer:
PBS only, pH7.3

For technical support and original validation data for this product please contact:

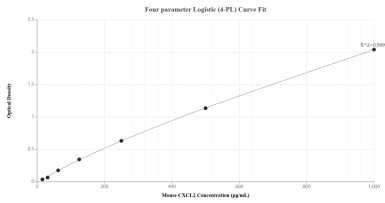
T: 4006900926

E: Proteintech-CN@ptglab.com

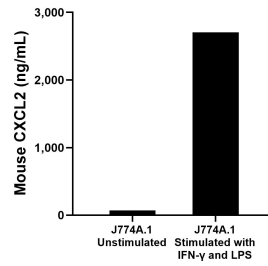
W: ptgcn.com

This product is exclusively available under Proteintech Group brand and is not available to purchase from any other manufacturer.

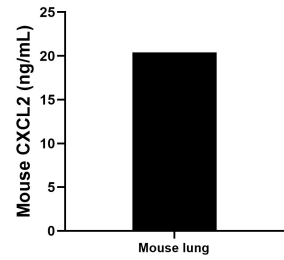
Selected Validation Data



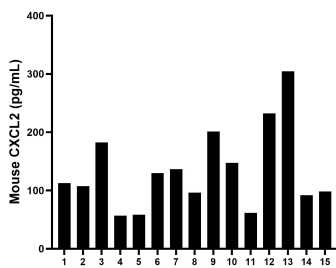
Sandwich ELISA standard curve of MP01474-1, Mouse CXCL2 Recombinant Matched Antibody Pair - PBS only. 84645-3-PBS was coated to a plate as the capture antibody and incubated with serial dilutions of standard Eg2239. 84645-4-PBS was HRP conjugated as the detection antibody. Range: 15.6-1000 pg/mL



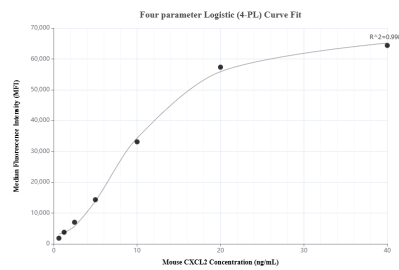
J774A.1 cells were cultured unstimulated or stimulated with 20 ng/mL IFN- γ and 1 μ g/mL LPS for 1 day. The mean CXCL2 concentration was determined to be 71.93 ng/mL in unstimulated supernatant, 2,704.98 ng/mL in stimulated supernatant.



Mouse lung were rinsed with enough PBS to cover the organs and kept on ice. Tissue was homogenized with a tissue homogenizer and cultured in RPMI 1640 supplemented with 10% fetal bovine serum, 2 mM L-glutamine, 100 U/mL penicillin, and 100 mg/mL streptomycin sulfate for 3 days. Aliquots of the cell culture supernates were removed and assayed for mouse CXCL2, and measured 20.41 ng/mL



Serum of fifteen individual healthy human donors was measured. The CXCL2 concentration of detected samples was determined to be 134.5 pg/mL with a range of 57.0-304.7 pg/mL



Cytometric bead array standard curve of MP01474-1, MOUSE CXCL2 Recombinant Matched Antibody Pair, PBS Only. Capture antibody: 84645-3-PBS. Detection antibody: 84645-4-PBS. Standard: Eg2239. Range: 0.625-40 ng/mL