

For Research Use Only

IDS Recombinant antibody, PBS Only (Capture)

Catalog Number: 84623-2-PBS



Basic Information

Catalog Number: 84623-2-PBS	GenBank Accession Number: BC006170	Purification Method: Protein A purification
Size: 1 mg/ml	GeneID (NCBI): 3423	CloneNo.: 242054D6
Source: Rabbit	UNIPROT ID: P22304	
Isotype: IgG	Full Name: iduronate 2-sulfatase	
Immunogen Catalog Number: AG31132	Calculated MW: 312aa,35 kDa; 550aa,62 kDa	

Applications

Tested Applications:
Cytometric bead array, Sandwich ELISA, Indirect ELISA,
Sample test

Species Specificity:
human

Background Information

Storage

Storage:
Store at -80°C.
The product is shipped with ice packs. Upon receipt, store it immediately at -80°C

Storage Buffer:
PBS Only

For technical support and original validation data for this product please contact:

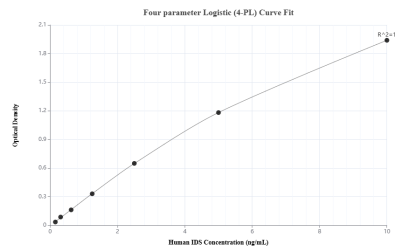
T: 4006900926

E: Proteintech-CN@ptglab.com

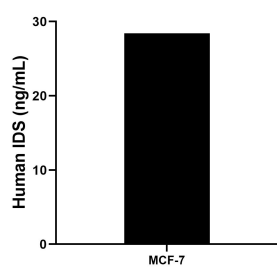
W: ptgcn.com

This product is exclusively available under Proteintech Group brand and is not available to purchase from any other manufacturer.

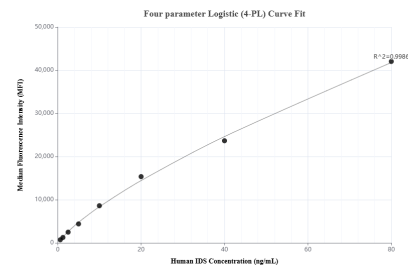
Selected Validation Data



Sandwich ELISA standard curve of MP01433-1, Human IDS Recombinant Matched Antibody Pair - PBS only. 84623-2-PBS was coated to a plate as the capture antibody and incubated with serial dilutions of standard Ag31132. 84623-3-PBS was HRP conjugated as the detection antibody. Range: 0.156-10 ng/mL



The mean IDS concentration was determined to be 28.42 ng/mL in MCF-7 cell extract based on a 3.2 mg/mL extract load.



Cytometric bead array standard curve of MP01433-1, IDS Recombinant Matched Antibody Pair, PBS Only. Capture antibody: 84623-2-PBS. Detection antibody: 84623-3-PBS. Standard: Ag31132. Range: 0.625-80 ng/mL