

For Research Use Only

# FADS2-Specific Recombinant antibody, PBS Only (Detector)

Catalog Number: 84527-3-PBS



## Basic Information

Catalog Number:

84527-3-PBS

Size:

1 mg/ml

Source:

Rabbit

Isotype:

IgG

Immunogen Catalog Number:

AG27715

GenBank Accession Number:

BC009011

GeneID (NCBI):

9415

UNIPROT ID:

O95864

Full Name:

fatty acid desaturase 2

Calculated MW:

445 aa, 49 kDa

Purification Method:

Protein A purification

CloneNo.:

241863H3

## Applications

Tested Applications:

Cytometric bead array, Sandwich ELISA, Indirect ELISA,  
Sample test

Species Specificity:

human

## Background Information

### Storage

Storage:

Store at -80°C.

**The product is shipped with ice packs. Upon receipt, store it immediately at -80°C**

Storage Buffer:

PBS Only

For technical support and original validation data for this product please contact:

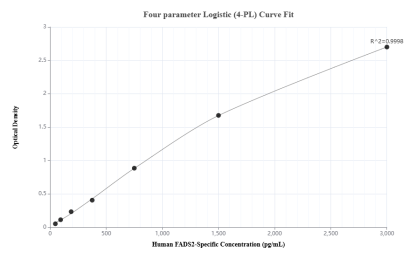
T: 4006900926

E: Proteintech-CN@ptglab.com

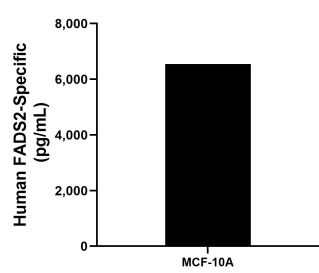
W: ptgcn.com

**This product is exclusively available under Proteintech Group brand and is not available to purchase from any other manufacturer.**

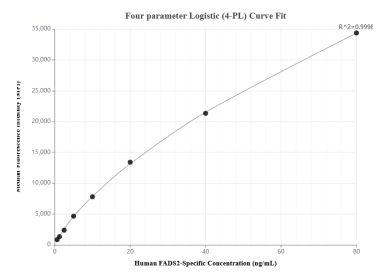
# Selected Validation Data



Sandwich ELISA standard curve of MP01384-1, Human FADS2 Recombinant Matched Antibody Pair - PBS only. 84527-1-PBS was coated to a plate as the capture antibody and incubated with serial dilutions of standard Ag27715. 84527-3-PBS was HRP conjugated as the detection antibody. Range: 46.9-3000 pg/mL



The mean FADS2 concentration was determined to be 6,549.3 pg/mL in MCF-10A cell extract based on a 1.3 mg/mL extract load.



Cytometric bead array standard curve of MP01384-1, FADS2 Recombinant Matched Antibody Pair, PBS Only. Capture antibody: 84527-1-PBS. Detection antibody: 84527-3-PBS. Standard: Ag27715. Range: 0.625-80 ng/mL