

For Research Use Only

ZC3H12A Recombinant antibody, PBS Only

Catalog Number: 84521-5-PBS



Basic Information

Catalog Number:	84521-5-PBS	GenBank Accession Number:	BC005001	Purification Method:	Protein A purification
Size:	1 mg/ml	GeneID (NCBI):	80149	CloneNo.:	241876H5
Source:	Rabbit	UNIPROT ID:	Q5D1E8		
Isotype:	IgG	Full Name:	zinc finger CCCH-type containing 12A		
Immunogen Catalog Number:	AG13877	Calculated MW:	599 aa, 66 kDa		
		Observed MW:	66 kDa		

Applications

Tested Applications:
WB, IF/ICC, FC (Intra), Indirect ELISA

Species Specificity:
human

Background Information

ZC3H12A, also named as MCPIP or MCPIP1, is a 599 amino acid protein, which contains one C3H1-type zinc finger and belongs to the ZC3H12 family. ZC3H12A localizes in the cytoplasm and nucleus. Increased expression of ZC3H12A is associated with ischemic heart disease. ZC3H12A has RNase activity and selectively degrades specific target mRNA species and modulates the immune response and inflammation by regulating the decay of specific mRNA molecules.

Storage

Storage:
Store at -80°C.

The product is shipped with ice packs. Upon receipt, store it immediately at -80°C

Storage Buffer:
PBS Only

For technical support and original validation data for this product please contact:

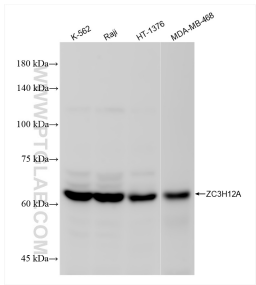
T: 4006900926

E: Proteintech-CN@ptglab.com

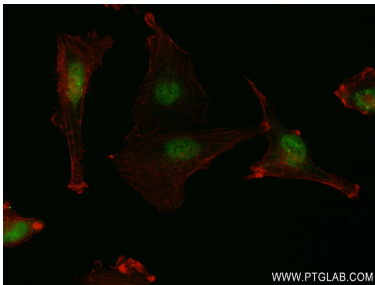
W: ptgcn.com

This product is exclusively available under Proteintech Group brand and is not available to purchase from any other manufacturer.

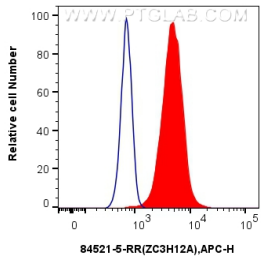
Selected Validation Data



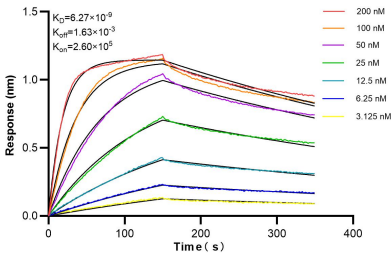
Various lysates were subjected to SDS PAGE followed by western blot with 84521-5-RR (ZC3H12A antibody) at dilution of 1:1000 incubated at room temperature for 1.5 hours. This data was developed using the same antibody clone with 84521-5-PBS in a different storage buffer formulation.



Immunofluorescent analysis of (4% PFA) fixed U-251 cells using ZC3H12A antibody (84521-5-RR, Clone: 241876H5) at dilution of 1:250 and CoraLite®488-Conjugated Goat Anti-Rabbit IgG(H+L) (SA00013-2), CL594-Phalloidin (red). This data was developed using the same antibody clone with 84521-5-PBS in a different storage buffer formulation.



1x10⁶ HeLa cells were intracellularly stained with 0.25 ug ZC3H12A Recombinant antibody (84521-5-RR, Clone:241876H5) and APC-Conjugated Goat Anti-Rabbit IgG(H+L) (red), or 0.25 ug Rabbit IgG Isotype Control Recombinant Antibody (98136-1-RR, Clone: 240953C9) (blue). Cells were fixed with 4% PFA and permeabilized with Flow Cytometry Perm Buffer (PF00011-C). This data was developed using the same antibody clone with 84521-5-PBS in a different storage buffer



Biolayer interferometry (BLI) kinetic assays of 84521-5-RR against Human ZC3H12A were performed. The affinity constant is 6.27 nM.