

For Research Use Only

# ZBP1 Recombinant antibody, PBS Only (Capture)

Catalog Number: 84396-1-PBS



## Basic Information

Catalog Number:

84396-1-PBS

Concentration:

1 mg/ml

Source:

Rabbit

Isotype:

IgG

Immunogen Catalog Number:

AG4119

GenBank Accession Number:

BC028218

GeneID (NCBI):

81030

UNIPROT ID:

Q9H171

Full Name:

Z-DNA binding protein 1

Calculated MW:

46 kDa

Purification Method:

Protein A purification

CloneNo.:

241582B7

## Applications

Tested Applications:

Cytometric bead array, Sandwich ELISA, Indirect ELISA, Sample test

Species Specificity:

human

## Background Information

### Storage

Storage:

Store at -80°C.

The product is shipped with ice packs. Upon receipt, store it immediately at -80°C

Storage Buffer:

PBS only, pH7.3

For technical support and original validation data for this product please contact:

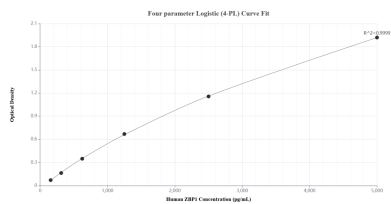
T: 4006900926

E: [Proteintech-CN@ptglab.com](mailto:Proteintech-CN@ptglab.com)

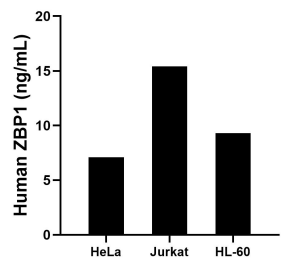
W: [ptgcn.com](http://ptgcn.com)

This product is exclusively available under Proteintech Group brand and is not available to purchase from any other manufacturer.

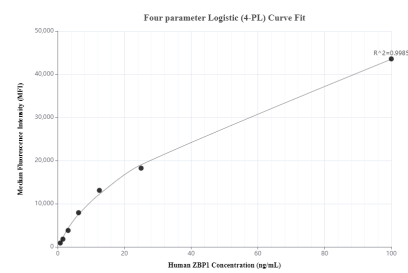
## Selected Validation Data



Sandwich ELISA standard curve of MP01267-1, Human ZBP1 Recombinant Matched Antibody Pair - PBS only. 84396-1-PBS was coated to a plate as the capture antibody and incubated with serial dilutions of standard Ag4119. 84396-2-PBS was HRP conjugated as the detection antibody. Range: 156-5000 pg/mL.



The mean ZBP1 concentration was determined to be 7.1 ng/mL in HeLa cell extract based on a 2.8 mg/mL extract load, 15.4 ng/mL in Jurkat cell extract based on a 1.5 mg/mL extract load and 9.3 ng/mL in HL-60 cell extract based on a 1.4 mg/mL extract load.



Cytometric bead array standard curve of MP01267-1, ZBP1 Recombinant Matched Antibody Pair, PBS Only. Capture antibody: 84396-1-PBS. Detection antibody: 84396-2-PBS. Standard: Ag4119. Range: 0.781-100 ng/mL.