

For Research Use Only

PDGFRA Recombinant monoclonal antibody, PBS Only (Detector)

Catalog Number: 84383-8-PBS



Basic Information

Catalog Number:

84383-8-PBS

Source:

Rabbit

Isotype:

IgG

GenBank Accession Number:

BC015186

GeneID (NCBI):

5156

UNIPROT ID:

P16234

Full Name:

platelet-derived growth factor
receptor, alpha polypeptide

Calculated MW:

123 kDa

Purification Method:

Protein A purification

CloneNo.:

241658H4

Applications

Tested Applications:

Sandwich ELISA, Indirect ELISA

Species Specificity:

human

Background Information

Storage

Storage:

Store at -80°C.

The product is shipped with ice packs. Upon receipt, store it immediately at -80°C

Storage Buffer:

PBS only, pH7.3

For technical support and original validation data for this product please contact:

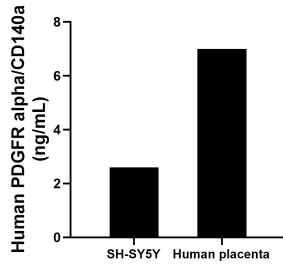
T: 4006900926

E: Proteintech-CN@ptglab.com

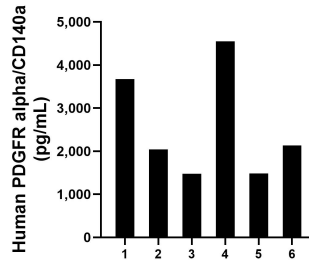
W: ptgcn.com

This product is exclusively available under Proteintech Group brand and is not available to purchase from any other manufacturer.

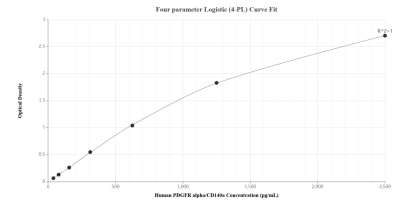
Selected Validation Data



The mean PDGFR alpha/CD140a concentration was determined to be 2.6 ng/mL in SH-SY5Y cell extract based on a 1.0 mg/mL extract load and 7.0 ng/mL in human placenta tissue extract based on a 1.7 mg/mL extract load.



Serum of six individual healthy human donors was measured. The PDGFR alpha/CD140a concentration of detected samples was determined to be 2,557.7 pg/mL with a range of 1,472.3-4,545.6 pg/mL.



Sandwich ELISA standard curve of MP01256-4, Human PDGFR alpha/CD140a Recombinant Matched Antibody Pair - PBS only. 84383-7-PBS was coated to a plate as the capture antibody and incubated with serial dilutions of standard RPO0003. 98141-1-PBS was HRP conjugated as the detection antibody. Range: 39.1-2500 pg/mL.