

For Research Use Only

# ICAM3 Recombinant antibody, PBS Only (Detector)

Catalog Number: 84335-2-PBS



## Basic Information

Catalog Number:

84335-2-PBS

Size:

1 mg/ml

Source:

Rabbit

Isotype:

IgG

GenBank Accession Number:

BC058903

GeneID (NCBI):

3385

UNIPROT ID:

P32942

Full Name:

intercellular adhesion molecule 3

Calculated MW:

547 aa, 60 kDa

Purification Method:

Protein A purification

CloneNo.:

241417G2

## Applications

Tested Applications:

Cytometric bead array, Sandwich ELISA, Indirect ELISA,  
Sample test

Species Specificity:

human

## Background Information

### Storage

Storage:

Store at -80°C.

**The product is shipped with ice packs. Upon receipt, store it immediately at -80°C**

Storage Buffer:

PBS Only

For technical support and original validation data for this product please contact:

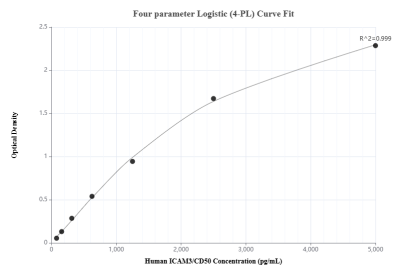
T: 4006900926

E: [Proteintech-CN@ptglab.com](mailto:Proteintech-CN@ptglab.com)

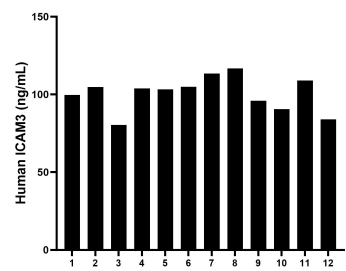
W: [ptgcn.com](http://ptgcn.com)

**This product is exclusively available under Proteintech Group brand and is not available to purchase from any other manufacturer.**

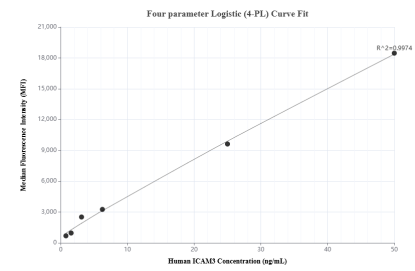
## Selected Validation Data



Sandwich ELISA standard curve of MP01223-3, Human ICAM3/CD50 Recombinant Matched Antibody Pair - PBS only. 84335-4-PBS was coated to a plate as the capture antibody and incubated with serial dilutions of standard RP02342. 84335-2-PBS was HRP conjugated as the detection antibody. Range: 78.1-5000 pg/mL



Serum of twelve individual healthy human donors was measured. The human ICAM3/CD50 concentration of detected samples was determined to be 100.57 ng/mL with a range of 80.46 - 116.80 ng/mL



Cytometric bead array standard curve of MP01223-2, ICAM3/CD50 Recombinant Matched Antibody Pair, PBS Only. Capture antibody: 84335-1-PBS. Detection antibody: 84335-2-PBS. Standard: RP02342. Range: 0.781-50 ng/mL