

For Research Use Only

CD79b Recombinant antibody, PBS Only (Capture)

Catalog Number: 84234-4-PBS



Basic Information

Catalog Number:

84234-4-PBS

Size:

1 mg/ml

Source:

Rabbit

Isotype:

IgG

GenBank Accession Number:

BC032651

GeneID (NCBI):

974

UNIPROT ID:

P40259

Full Name:

CD79b molecule, immunoglobulin-associated beta

Calculated MW:

229 aa, 26 kDa

Purification Method:

Protein A purification

CloneNo.:

241274D12

Applications

Tested Applications:

Cytometric bead array, Sandwich ELISA, Indirect ELISA, Sample test

Species Specificity:

human

Background Information

Storage

Storage:

Store at -80°C.

The product is shipped with ice packs. Upon receipt, store it immediately at -80°C

Storage Buffer:

PBS Only

For technical support and original validation data for this product please contact:

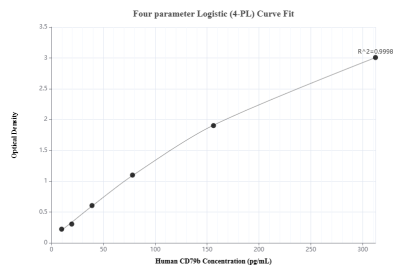
T: 4006900926

E: Proteintech-CN@ptglab.com

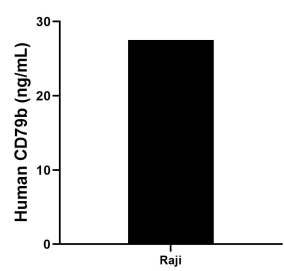
W: ptgcn.com

This product is exclusively available under Proteintech Group brand and is not available to purchase from any other manufacturer.

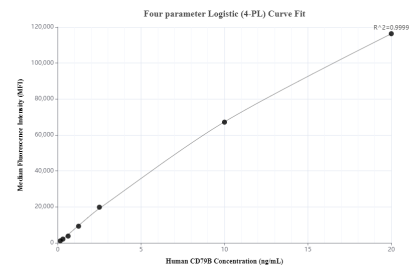
Selected Validation Data



Sandwich ELISA standard curve of MP01141-2, Human CD79b Recombinant Matched Antibody Pair - PBS only. 84234-4-PBS was coated to a plate as the capture antibody and incubated with serial dilutions of standard RP02310. 84234-1-PBS was HRP conjugated as the detection antibody. Range: 9.77-312.3 pg/mL



The mean CD79b concentration was determined to be 27.53 ng/mL in Raji cell extract based on a 1.4 mg/mL extract load.



Cytometric bead array standard curve of MP01141-2, CD79B Recombinant Matched Antibody Pair, PBS Only. Capture antibody: 84234-4-PBS. Detection antibody: 84234-1-PBS. Standard: RP02310. Range: 0.156-20 ng/mL