

For Research Use Only

KCNJ18 Recombinant antibody, PBS Only

Catalog Number: 84203-5-PBS



Basic Information

Catalog Number:

84203-5-PBS

Size:

1 mg/ml

Source:

Rabbit

Isotype:

IgG

Immunogen Catalog Number:

AG34177

GenBank Accession Number:

NM_001194958

GeneID (NCBI):

100134444

UNIPROT ID:

B7U540

Full Name:

similar to hkir2.2x

Calculated MW:

49 kDa

Observed MW:

45 kDa

Purification Method:

Protein A purification

CloneNo.:

241381A2

Applications

Tested Applications:

WB, IHC, IF-P, Indirect ELISA

Species Specificity:

mouse, rat

Background Information

Mutations in KCNJ18 gene encoding an inwardly rectifying potassium channel (Kir2.6) cause thyrotoxic periodic paralysis (TPP) and sporadic, that is, non-familial cases of HypoPP. Mutant Kir2.6 proteins form a heterotetrameric Kir channel complex with Kir2.1 and thereby reduce cell surface expression of the complex. (PMID: 25882930)

Storage

Storage:

Store at -80°C.

The product is shipped with ice packs. Upon receipt, store it immediately at -80°C

Storage Buffer:

PBS Only

For technical support and original validation data for this product please contact:


T: 4006900926

E: Proteintech-CN@ptglab.com

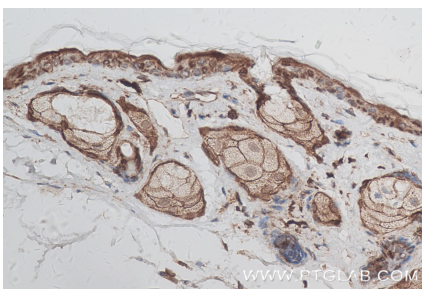
W: ptgcn.com

This product is exclusively available under Proteintech Group brand and is not available to purchase from any other manufacturer.

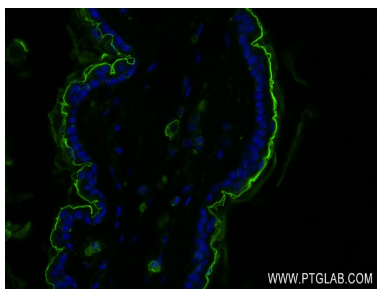
Selected Validation Data



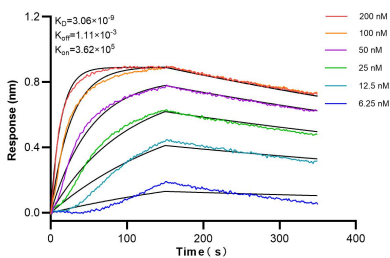
Various lysates were subjected to SDS PAGE followed by western blot with 84203-5-RR (KCNJ18 antibody) at dilution of 1:10000 incubated at room temperature for 1.5 hours. This data was developed using the same antibody clone with 84203-5-PBS in a different storage buffer formulation.



Immunohistochemical analysis of paraffin-embedded mouse skin tissue slide using 84203-5-RR (KCNJ18 antibody) at dilution of 1:2000 (under 40x lens). Heat mediated antigen retrieval with Tris-EDTA buffer (pH 9.0). This data was developed using the same antibody clone with 84203-5-PBS in a different storage buffer formulation.



Immunofluorescent analysis of (4% PFA) fixed paraffin-embedded mouse skin tissue using KCNJ18 antibody (84203-5-RR, Clone: 241381A2) at dilution of 1:200 and CoraLite®488-Conjugated Goat Anti-Rabbit IgG(H+L) (SA00013-2). Heat mediated antigen retrieval with Tris-EDTA buffer (pH 9.0). This data was developed using the same antibody clone with 84203-5-PBS in a different storage buffer formulation.



Biolayer interferometry (BLI) kinetic assays of 84203-5-RR against Human KCNJ18 were performed. The affinity constant is below 3.06 nM.