

For Research Use Only

Mouse CD27 Recombinant antibody, PBS Only (Capture/Detector)

Catalog Number: 84157-4-PBS



Basic Information

Catalog Number: 84157-4-PBS	GenBank Accession Number: NM_001033126.2	Purification Method: Protein A purification
Concentration: 1 mg/ml	GeneID (NCBI): 21940	CloneNo.: 241378E11
Source: Rabbit	UNIPROT ID: P41272	
Isotype: IgG	Full Name: CD27 antigen	
Immunogen Catalog Number: EG1311	Calculated MW: 28kDa	

Applications

Tested Applications:
Cytometric bead array, Sandwich ELISA, Indirect ELISA,
Sample test

Species Specificity:
mouse

Background Information

Storage

Storage:
Store at -80°C.
The product is shipped with ice packs. Upon receipt, store it immediately at -80°C

Storage Buffer:
PBS only, pH7.3

For technical support and original validation data for this product please contact:

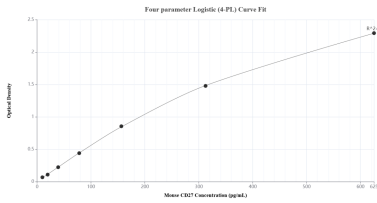
T: 4006900926

E: Proteintech-CN@ptglab.com

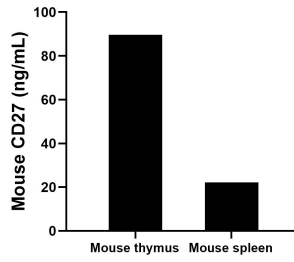
W: ptgcn.com

This product is exclusively available under Proteintech Group brand and is not available to purchase from any other manufacturer.

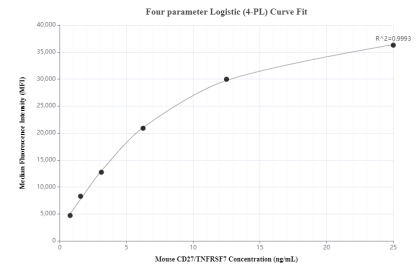
Selected Validation Data



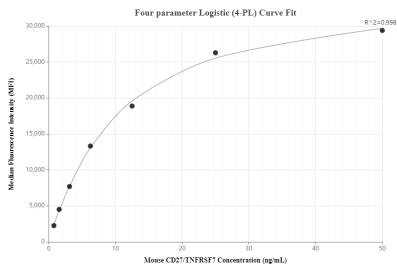
Sandwich ELISA standard curve of MP01069-2, Mouse CD27 Recombinant Matched Antibody Pair - PBS only. 84157-2-PBS was coated to a plate as the capture antibody and incubated with serial dilutions of standard Eg1311. 84157-4-PBS was HRP conjugated as the detection antibody. Range: 9.77-625 pg/mL



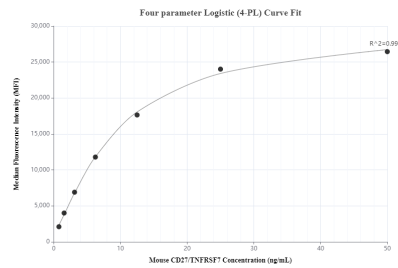
The mean CD27 concentration was determined to be 89.6 ng/mL in mouse thymus tissue extract based on a 1.3 mg/mL extract load and 22.2 ng/mL in mouse spleen tissue extract based on a 2.9 mg/mL extract load.



Cytometric bead array standard curve of MP01069-1, MOUSE CD27/TNFRSF7 Recombinant Matched Antibody Pair, PBS Only. Capture antibody: 84157-4-PBS. Detection antibody: 84157-3-PBS. Standard: Eg1311. Range: 0.781-25 ng/mL



Cytometric bead array standard curve of MP01069-2, MOUSE CD27/TNFRSF7 Recombinant Matched Antibody Pair, PBS Only. Capture antibody: 84157-2-PBS. Detection antibody: 84157-4-PBS. Standard: Eg1311. Range: 0.781-50 ng/mL



Cytometric bead array standard curve of MP01069-3, MOUSE CD27/TNFRSF7 Recombinant Matched Antibody Pair, PBS Only. Capture antibody: 84157-1-PBS. Detection antibody: 84157-4-PBS. Standard: Eg1311. Range: 0.781-50 ng/mL