

For Research Use Only

# PCF11 Recombinant antibody, PBS Only

Catalog Number: 84081-4-PBS



## Basic Information

Catalog Number: 84081-4-PBS	GenBank Accession Number: BC146778	Purification Method: Protein A purification
Concentration: 1 mg/ml	GeneID (NCBI): 51585	CloneNo.: 241213F9
Source: Rabbit	UNIPROT ID: O94913	
Isotype: IgG	Full Name: PCF11, cleavage and polyadenylation factor subunit, homolog (S. cerevisiae)	
Immunogen Catalog Number: AG20263	Calculated MW: 1555 aa, 173 kDa	
	Observed MW: 180~200 kDa	

## Applications

Tested Applications:  
WB, FC (Intra), Indirect ELISA

Species Specificity:  
human, mouse

## Background Information

In *Saccharomyces cerevisiae*, the cleavage/polyadenylation factor Pcf11 is a crucial regulatory factor required for recruiting polyadenylation machinery to elongating RNA polymerase II (RNAPII), and is necessary for correct transcriptional termination. Pcf11 (PCF11, cleavage and polyadenylation factor subunit, homolog (S. cerevisiae)), is a 1,555 amino acid nuclear protein that is a component of pre-mRNA cleavage complex II. It is suggested that Pcf11 is capable of promoting the dissociation of Pol II elongation complexes from DNA. Pcf11 contains a CTD-interaction domain that binds in a phospho-dependent manner to the heptad repeats within the RNA polymerase II CTD. The gene encoding Pcf11 is located on human chromosome 11, which houses over 1,400 genes and comprises nearly 4% of the human genome. Jervell and Lange-Nielsen syndrome, Jacobsen syndrome, Niemann-Pick disease, hereditary angioedema and Smith-Lemli-Opitz syndrome are associated with defects in genes that maps to chromosome 11.

## Storage

Storage:  
Store at -80°C.  
The product is shipped with ice packs. Upon receipt, store it immediately at -80°C

Storage Buffer:  
PBS Only

For technical support and original validation data for this product please contact:

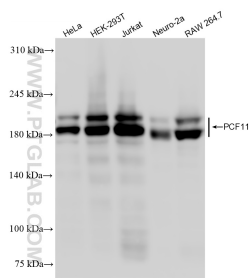
T: 4006900926

E: Proteintech-CN@ptglab.com

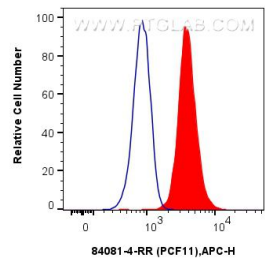
W: ptgcn.com

This product is exclusively available under Proteintech Group brand and is not available to purchase from any other manufacturer.

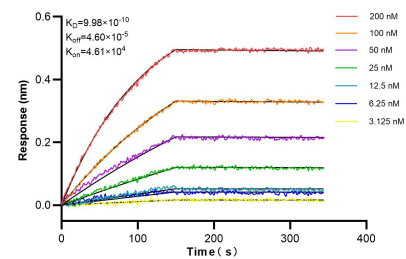
## Selected Validation Data



Various lysates were subjected to SDS PAGE followed by western blot with 84081-4-RR (PCF11 antibody) at dilution of 1:10000 incubated at room temperature for 1.5 hours. This data was developed using the same antibody clone with 84081-4-PBS in a different storage buffer formulation.



1x10<sup>6</sup> U-2 OS were intracellularly stained with 0.25 ug PCF11 Recombinant antibody (84081-4-RR, Clone:241213F9) and APC-Conjugated Goat Anti-Rabbit IgG(H+L)(red), or 0.25 ug Isotype Control (blue). Cells were fixed and permeabilized with True-Nuclear Transcription Factor Buffer Set. This data was developed using the same antibody clone with 84081-4-PBS in a different storage buffer formulation.



Biolayer interferometry (BLI) kinetic assays of 84081-4-RR against Human PCF11 were performed. The affinity constant is 0.998 nM.