

For Research Use Only

# CD38 Recombinant antibody

Catalog Number: 84070-3-RR



## Basic Information

Catalog Number:

84070-3-RR

Concentration:

1000 ug/ml

Source:

Rabbit

Isotype:

IgG

GenBank Accession Number:

BC007964

GeneID (NCBI):

952

ENSEMBL Gene ID:

ENSG00000004468

UNIPROT ID:

P28907

Full Name:

CD38 molecule

Calculated MW:

300 aa, 34 kDa

Purification Method:

Protein A purification

CloneNo.:

241246E3

Recommended Dilutions:

IHC 1:500-1:2000

## Applications

Tested Applications:

IHC, ELISA

Species Specificity:

human

Positive Controls:

IHC : human tonsillitis tissue,

**Note-IHC: suggested antigen retrieval with  
TE buffer pH 9.0; (\*) Alternatively, antigen  
retrieval may be performed with citrate  
buffer pH 6.0**

## Background Information

CD38, also known as ADP-ribosyl cyclase 1, is a type II transmembrane glycoprotein with a short N-terminal cytoplasmic tail, a single membrane-spanning domain, and a C-terminal extracellular region with four N-glycosylation sites (PMID: 2319135). The extracellular domain of CD38 has bifunctional enzyme activities that catalyze synthesis of cyclic ADP ribose from nicotinamide adenine dinucleotide (NAD) and hydrolysis of cyclic ADP ribose to adenosine diphosphoribose (PMID: 10636863). CD38 is expressed on a variety of hematopoietic and non-hematopoietic cells and is involved in diverse processes such as generation of calcium-mobilizing metabolites, cell activation, and chemotaxis (PMID: 25938500).

## Storage

Storage:

Store at -20°C. Stable for one year after shipment.

Storage Buffer:

PBS with 0.02% sodium azide and 50% glycerol pH 7.3.

Aliquoting is unnecessary for -20°C storage

For technical support and original validation data for this product please contact:

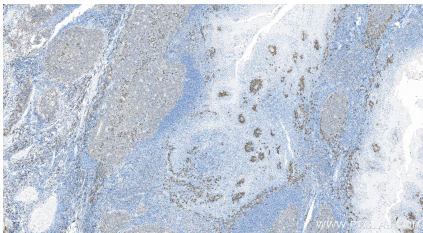
T: 4006900926

E: Proteintech-CN@ptglab.com

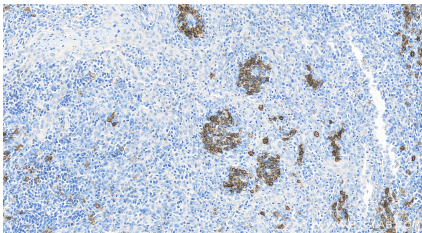
W: ptgcn.com

**This product is exclusively available under Proteintech Group brand and is not available to purchase from any other manufacturer.**

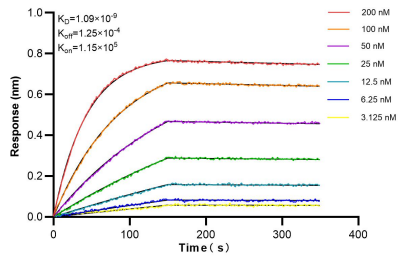
Selected Validation Data



Immunohistochemical analysis of paraffin-embedded human tonsillitis tissue slide using 84070-3-RR (CD38 antibody) at dilution of 1:1000 (under 10x lens). Heat mediated antigen retrieval with Tris-EDTA buffer (pH 9.0).



Immunohistochemical analysis of paraffin-embedded human tonsillitis tissue slide using 84070-3-RR (CD38 antibody) at dilution of 1:1000 (under 40x lens). Heat mediated antigen retrieval with Tris-EDTA buffer (pH 9.0).



Biolayer interferometry (BLI) kinetic assays of 84070-3-RR against Human CD38 were performed. The affinity constant is 1.09 nM.