

For Research Use Only

BCAM Recombinant antibody, PBS Only (Capture)

Catalog Number: 84038-1-PBS



Basic Information

Catalog Number:

84038-1-PBS

Concentration:

1 mg/ml

Source:

Rabbit

Isotype:

IgG

Immunogen Catalog Number:

AG28181

GenBank Accession Number:

BC050450

GeneID (NCBI):

4059

UNIPROT ID:

P50895

Full Name:

basal cell adhesion molecule
(Lutheran blood group)

Calculated MW:

67 kDa

Purification Method:

Protein A purification

CloneNo.:

241051D5

Applications

Tested Applications:

Cytometric bead array, Sandwich ELISA, Indirect ELISA,
Sample test

Species Specificity:

human

Background Information

Storage

Storage:

Store at -80°C.

The product is shipped with ice packs. Upon receipt, store it immediately at -80°C

Storage Buffer:

PBS Only

For technical support and original validation data for this product please contact:

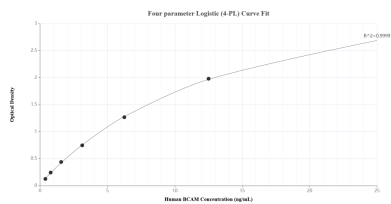
T: 4006900926

E: Proteintech-CN@ptglab.com

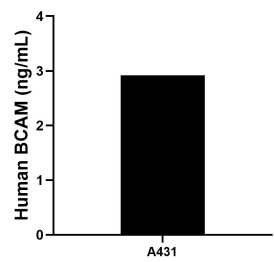
W: ptgcn.com

This product is exclusively available under Proteintech Group brand and is not available to purchase from any other manufacturer.

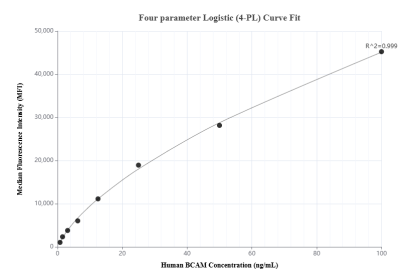
Selected Validation Data



Sandwich ELISA standard curve of MP00965-2, Human BCAM Recombinant Matched Antibody Pair - PBS only. 84038-1-PBS was coated to a plate as the capture antibody and incubated with serial dilutions of standard Ag28181. 84038-4-PBS was HRP conjugated as the detection antibody. Range: 0.391-25 ng/mL.



The mean BCAM concentration was determined to be 2.92 ng/mL in A431 cell extract based on a 1.50 mg/mL extract load.



Cytometric bead array standard curve of MP00965-1, BCAM Recombinant Matched Antibody Pair, PBS Only. Capture antibody: 84038-1-PBS. Detection antibody: 84038-2-PBS. Standard: Ag28181. Range: 0.781-100 ng/mL.