

For Research Use Only

HINT2 Recombinant antibody

Catalog Number: 84031-4-RR

Featured Product



Basic Information

Catalog Number:

84031-4-RR

Concentration:

1000 μ g/ml

Source:

Rabbit

Isotype:

IgG

Immunogen Catalog Number:

AG12413

GenBank Accession Number:

BC047737

GeneID (NCBI):

84681

UNIPROT ID:

Q9BX68

Full Name:

histidine triad nucleotide binding protein 2

Calculated MW:

163 aa, 17 kDa

Observed MW:

14 kDa

Purification Method:

Protein A purification

CloneNo.:

241150D7

Recommended Dilutions:

WB 1:2000-1:10000

Applications

Tested Applications:

WB, ELISA

Species Specificity:

human, mouse, rat

Positive Controls:

WB : HeLa cells, HEK-293T cells, HuH-7 cells, mouse liver tissue, rat liver tissue, mouse brain tissue, rat brain tissue

Background Information

Storage

Storage:

Store at -20°C. Stable for one year after shipment.

Storage Buffer:

PBS with 0.02% sodium azide and 50% glycerol pH 7.3.

Aliquoting is unnecessary for -20°C storage

For technical support and original validation data for this product please contact:


T: 4006900926

E: Proteintech-CN@ptglab.com

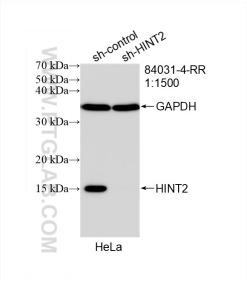
W: ptgcn.com

This product is exclusively available under Proteintech Group brand and is not available to purchase from any other manufacturer.

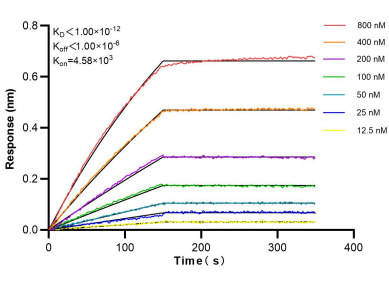
Selected Validation Data



Various lysates were subjected to SDS PAGE followed by western blot with 84031-4-RR (HINT2 antibody) at dilution of 1:5000 incubated at room temperature for 1.5 hours.



WB result of HINT2 antibody (84031-4-RR; 1:1500; incubated at room temperature for 1.5 hours) with sh-Control and sh-HINT2 transfected HeLa cells.



Biolayer interferometry (BLI) kinetic assays of 84031-4-RR against Human HINT2 were performed. The affinity constant is below 1 pM.