

For Research Use Only

HSPC159 Recombinant antibody, PBS Only (Capture)

Catalog Number: 83983-1-PBS



Basic Information

Catalog Number:

83983-1-PBS

Size:

1 mg/ml

Source:

Rabbit

Isotype:

IgG

Immunogen Catalog Number:

AG10109

GenBank Accession Number:

BC062691

GeneID (NCBI):

29094

UNIPROT ID:

Q3ZCW2

Full Name:

galectin-related protein

Calculated MW:

172 aa, 19 kDa

Purification Method:

Protein A purification

CloneNo.:

241113D2

Applications

Tested Applications:

Cytometric bead array, Indirect ELISA

Species Specificity:

human

Background Information

Storage

Storage:

Store at -80°C.

The product is shipped with ice packs. Upon receipt, store it immediately at -80°C

Storage Buffer:

PBS Only

For technical support and original validation data for this product please contact:

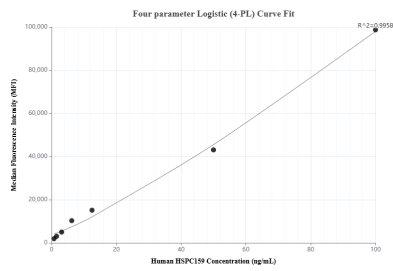
T: 4006900926

E: Proteintech-CN@ptglab.com

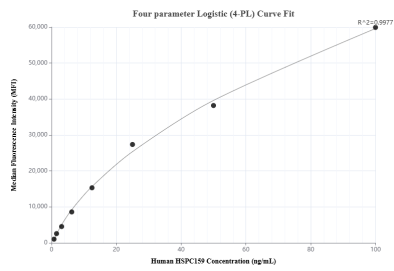
W: ptgcn.com

This product is exclusively available under Proteintech Group brand and is not available to purchase from any other manufacturer.

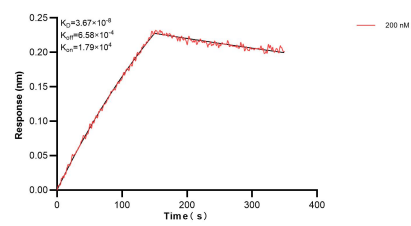
Selected Validation Data



Cytometric bead array standard curve of MP00879-1, HSPC159 Recombinant Matched Antibody Pair, PBS Only. Capture antibody: 83983-1-PBS. Detection antibody: 83983-3-PBS. Standard: Ag10109. Range: 0.78-100 ng/mL



Cytometric bead array standard curve of MP00879-2, HSPC159 Recombinant Matched Antibody Pair, PBS Only. Capture antibody: 83983-1-PBS. Detection antibody: 83983-2-PBS. Standard: Ag10109. Range: 0.78-100 ng/mL



Bilayer interferometry (BLI) kinetic assay of 83983-1-PBS against Human HSPC159 was performed. The affinity constant is 36.7 nM.