

For Research Use Only

# XBP1S-specific Recombinant antibody, PBS Only (Detector)

Catalog Number: 83959-4-PBS



## Basic Information

Catalog Number:

83959-4-PBS

Concentration:

1 mg/ml

Source:

Rabbit

Isotype:

IgG

Immunogen Catalog Number:

AG21703

GenBank Accession Number:

BC000938

GeneID (NCBI):

7494

UNIPROT ID:

P17861

Full Name:

X-box binding protein 1

Calculated MW:

261 aa, 29 kDa

Purification Method:

Protein A purification

CloneNo.:

241004H2

## Applications

Tested Applications:

Cytometric bead array, Indirect ELISA

Species Specificity:

human

## Background Information

### Storage

Storage:

Store at -80°C.

The product is shipped with ice packs. Upon receipt, store it immediately at -80°C

Storage Buffer:

PBS Only

For technical support and original validation data for this product please contact:

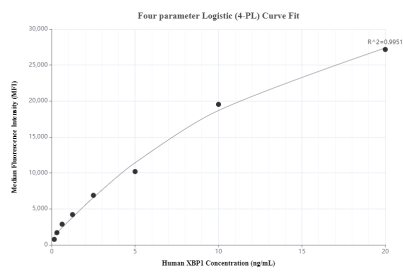
T: 4006900926

E: [Proteintech-CN@ptglab.com](mailto:Proteintech-CN@ptglab.com)

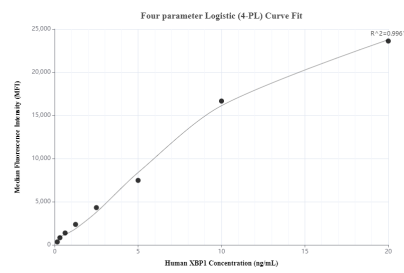
W: [ptgcn.com](http://ptgcn.com)

This product is exclusively available under Proteintech Group brand and is not available to purchase from any other manufacturer.

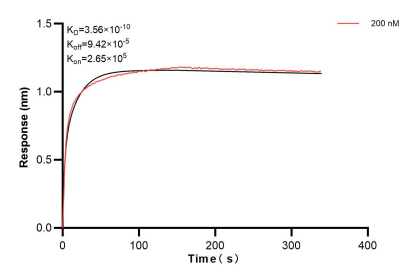
## Selected Validation Data



Cytometric bead array standard curve of MP00917-1, XBP1 Recombinant Matched Antibody Pair, PBS Only. Capture antibody: 83959-2-PBS. Detection antibody: 83959-4-PBS. Standard: Ag21703. Range: 0.156-20 ng/mL



Cytometric bead array standard curve of MP00917-2, XBP1 Recombinant Matched Antibody Pair, PBS Only. Capture antibody: 83959-3-PBS. Detection antibody: 83959-4-PBS. Standard: Ag21703. Range: 0.156-20 ng/mL



Biolayer Interferometry (BLI) kinetic assay of 83959-4-PBS against Human XBP1S-specific was performed. The affinity constant is 0.356 nM.